

Name: _____ Teacher: _____

San Jose Elementary
WINTER BREAK HOME LEARNING ACTIVITIES Kindergarten
December 20-January 8



DIRECTIONS




Students are encouraged to return completed activities to their teacher on January 9, 2018.

Parents are encouraged to assist in the following ways:

- Provide your child with the necessary supplies such as pencil, crayons, scissors, glue, etc.
- Make a plan to complete the activities during the Winter Break.
- Provide a quiet space and time for your child to work on the packet.
- Help your child with the directions. Your child should be able to do most of the activities with minimal supervision.
- Review and discuss your child's responses. Provide positive feedback and praise for sincere effort and independence.
- If your child is just beginning to learn to write independently, encourage him/her to write and spell as best as he or she can. You may rewrite the sentence underneath the child's to show correct letter formation and spelling.
- Encourage daily reading of 20-30 minutes of a self-selected book. Read to your child, listen to him/her read, or share the reading. Record the books read on the independent reading log attached at the end of the packet.

POETRY ACTIVITY ONE

Directions: Use the poem below for the following activities.

-  Read the poem aloud. Have the whole family learn it with you. Recite it as often as you can. Read and/or recite the poem to someone else in your family.
-  Illustrate or paint a picture of the poem (use the sheets provided). Be sure to include details from the poem.
-  Write a story about what happens next.

My Busy Day

I make my bed so it's nice and flat.
I clean my room and feed the cat.
I brush my teeth, I use my comb.
These are the things I do at home.

I see my friends, we all play tag.
I stand in class and salute the flag.
I work and play and follow each rule.
These are the things I do at school.




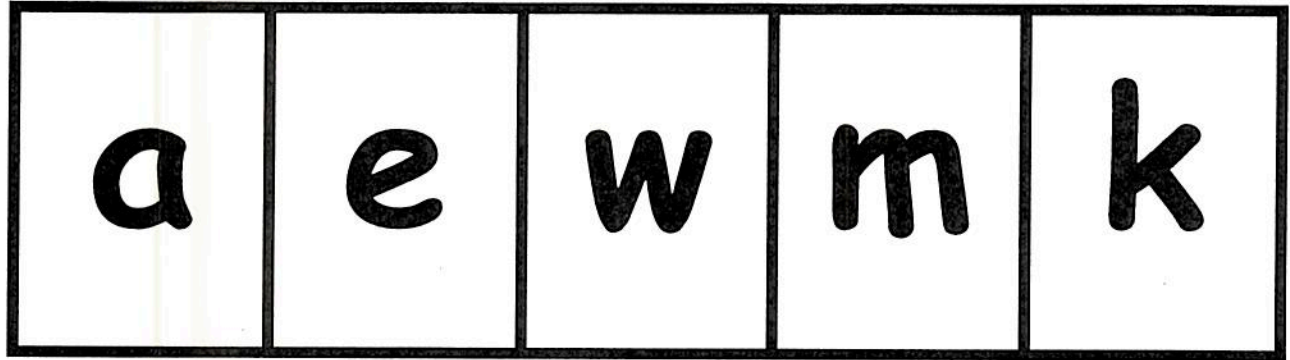
by Jane Holland

My illustration of the poem



MAKING WORDS ACTIVITY ONE

Directions: Cut apart the letters and manipulate the letters to make as many words as you can. List the words you made on the next page. **Challenge:** Can you sort the words with the same vowel sounds in groups?



READING LOG

Name of Book	Author	Book Review Did you like this book?			Parent's Signature
		