

Dear Parents!

Did you know that our school will be one of the first in the District to offer the convenience of online payments to parents?

For safety and efficiency reasons, we want to reduce the amount of cash and checks coming into our school. We are asking parents to please take 5 minutes to register, by following the steps below. Once you are registered online, you will begin receiving emails about upcoming events.

Here is a one minute movie clip that will give you a brief overview of the registration and online shopping experience.

<http://www.keysoftware.com/movies/ParentRegEnglish/>

Register Online:

Step 1: Please click on this link:

<https://DCPS.schoolcashonline.com>

Step 2: Register by selecting the "Get Started Now" and following the steps.

Step 3: After you receive the confirmation email, please select the '[click here](#)' option, login in and add each of your children to your household account.

✓**Convenient** ✓**Safe** ✓**Secure**

PLEASE NOTE: If you have any questions during the registration process or while shopping online, please select the **GET HELP** option in the top right hand area of the screen.

Many thanks,

Principal

For safety and efficiency reasons, Duval County Public Schools would like to reduce the amount of Cash & Checks coming into our school. Please join the thousands of parents who have already registered and are enjoying the convenience of paying ONLINE! It takes less than 5 minutes to register. Please follow these step-by-step instructions, so you will begin to receive email notifications regarding upcoming events involving your child(ren).

NOTE: If you require assistance, select the *GET HELP* option in the top right hand corner of the screen.

Step 1: Register

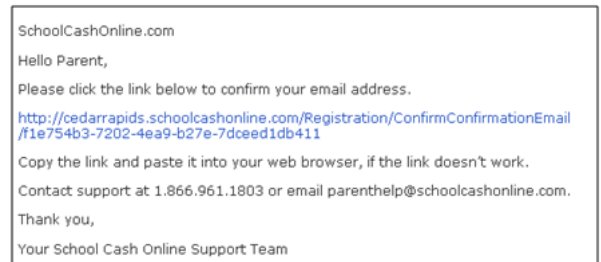
- If you have not registered, please go to the *School Cash Online* home page <https://DCPS.schoolcashonline.com/> and select the **"Get Started Today"** option.
- Complete each of the three Registration Steps
*For Security Reasons your password, requires **8 characters**, **one uppercase** letter, **one lowercase** letter and a **number**.



Step 2: Confirmation Email

A registration confirmation email will be forwarded to you. Click on the link provided inside the email to confirm your email and School Cash Online account.

The confirmation link will open the School Cash Online site prompting you to sign into your account. Use your email address and password just created with your account.



Step 3: Find Student

Note: Student Number is Not Required

This step will connect your children to your account.

- Enter the School Board Name
- Enter the School Name
- Enter Your Child's Name & Birth Date
- Select **Continue**
- On the next page confirm that you are related to the child, check in the Agree box and select **Continue**
- Your child has been added to your account


Step 4: View Items or Add Another Student


If you have more children, select **"Add Another Student"** option and repeat the steps above. 5 children can be added to one parent account.

If you do not wish to add additional children, select **"View Items For Students"** option. A listing of available items for purchase will be displayed.

Find Student

School Information

School Board Name: School Board 1575
Looking for a student in a different school board? 

School Name: 

Student Information

Do you have the student number?

Student Number 

First Name: *

Last Name: *

Birth Date:  *
Date format: mm/dd/yyyy

(No students? [Click here](#))