



DUVAL COUNTY PUBLIC SCHOOLS
THE BRIDGE TO SUCCESS ACADEMY MIDDLE
 5443 Moncrief Rd, Jacksonville, FL 32209
 904-924-3035



School Hours: 9:30 AM - 4:15 PM Grades: 06-08

SUPERINTENDENT
 Dr. Dana Kriznar
 kriznard@duvalschools.org

BOARD MEMBER
 Warren Jones
 jonesw2@duvalschools.org

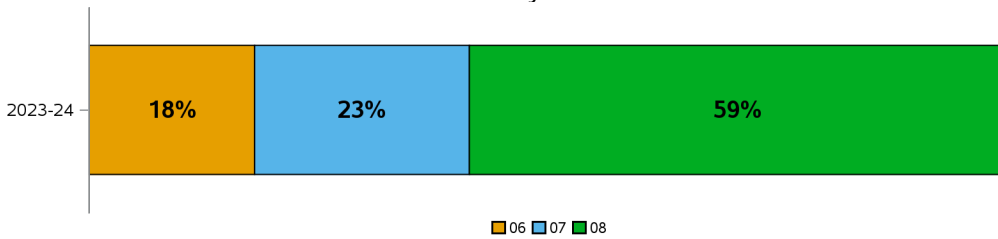
REGIONAL SUPERVISOR
 Dr. Denise Hall
 halld@duvalschools.org

PRINCIPAL
 Dr. Latoya Council
 rainesl@duvalschools.org

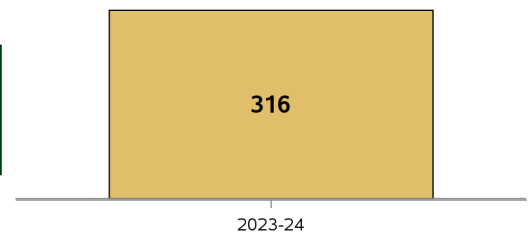
ENROLLMENT

School Year	Enrollment	06	07	08
2023-24	316	57	74	185

Enrollment by Grade



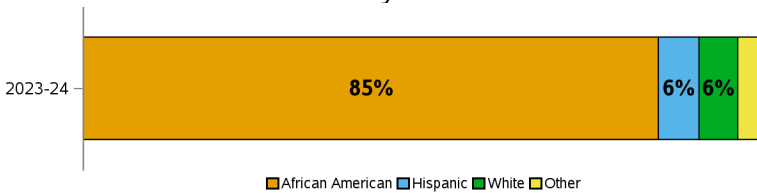
Total Enrollment



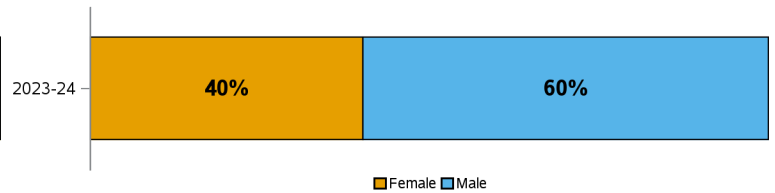
DEMOGRAPHICS

School Year	African American	Hispanic	White	Other	Female	Male	English Language	Economically Disadvantaged	Student with Disabilities
2023-24	85%	6%	6%	3%	40%	60%	1%	83%	19%

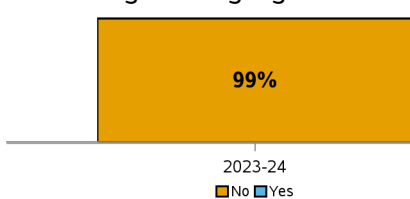
Race/Ethnicity Breakdown



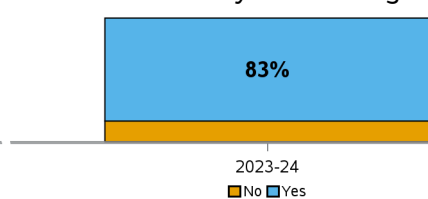
Gender Breakdown



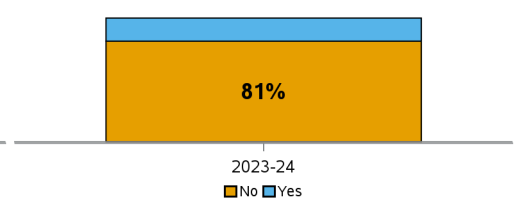
English Language Learners



Economically Disadvantaged



Students with Disabilities



SCHOOL GRADES

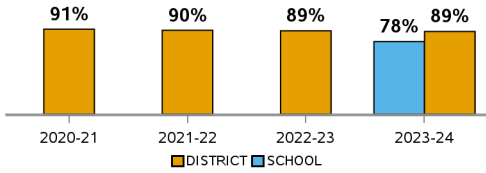
School grades were optional for the 2020-21 school year. A missing grade means data is not available to report.

SCHOOL CLIMATE

Suspension Event % is determined by the number of total Referrals that had an Internal/Out of School event as part of the Referral.

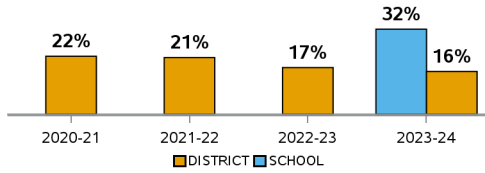
Average Daily Attendance

	SCHOOL	DISTRICT
2020-21	.	91%
2021-22	.	90%
2022-23	.	89%
2023-24	78%	89%



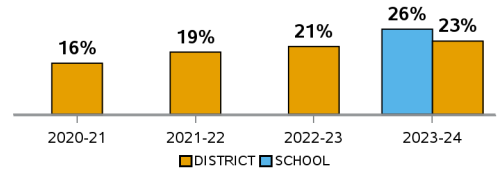
Internal Suspension Events

	SCHOOL	DISTRICT
2020-21	.	22%
2021-22	.	21%
2022-23	.	17%
2023-24	32%	16%



Out of School Suspension Events

	SCHOOL	DISTRICT
2020-21	.	16%
2021-22	.	19%
2022-23	.	21%
2023-24	26%	23%



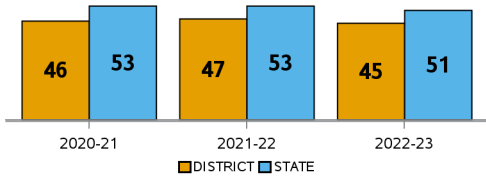
STUDENT PERFORMANCE

Achievement - Percentage of full-year enrolled students who achieved a passing score (level 3+).

Gain - Percentage of full-year enrolled students who achieved a learning gain from the prior year to the current year. No gains were reported in 2022-23.

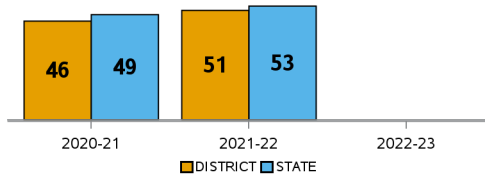
ELA Achievement

	DISTRICT	STATE
2020-21	46	53
2021-22	47	53
2022-23	45	51



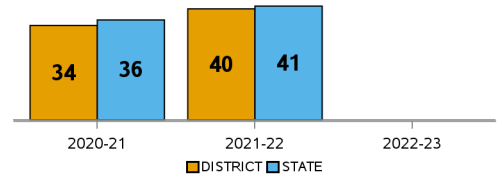
ELA Gains

	DISTRICT	STATE
2020-21	46	49
2021-22	51	53



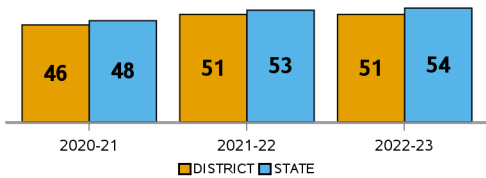
ELA Gains (Bottom Quartile)

	DISTRICT	STATE
2020-21	34	36
2021-22	40	41



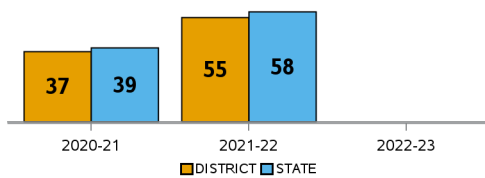
Math Achievement

	DISTRICT	STATE
2020-21	46	48
2021-22	51	53
2022-23	51	54



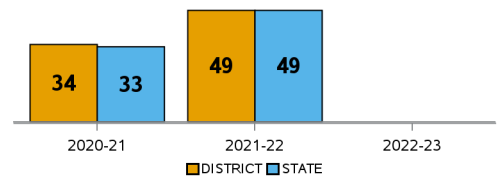
Math Gains

	DISTRICT	STATE
2020-21	37	39
2021-22	55	58



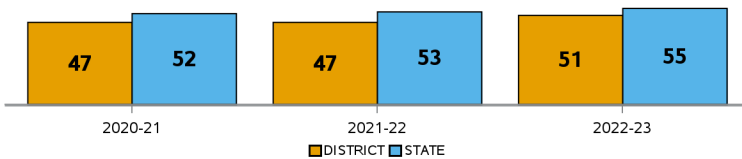
Math Gains (Bottom Quartile)

	DISTRICT	STATE
2020-21	34	33
2021-22	49	49



Science Achievement

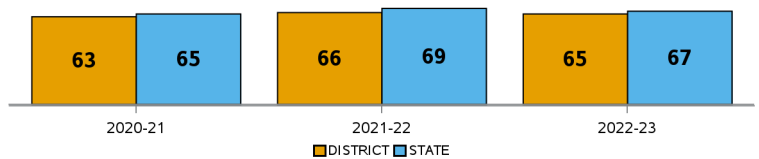
	DISTRICT	STATE
2020-21	47	52
2021-22	47	53
2022-23	51	55



Social Studies Achievement

Only applies for Middle & High School

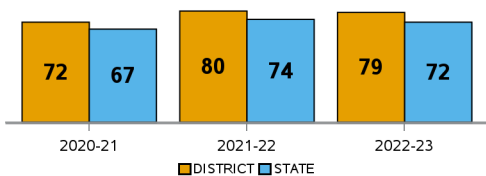
	DISTRICT	STATE
2020-21	63	65
2021-22	66	69
2022-23	65	67



Middle-School Acceleration

This is the percentage of 8th grade students who are proficient in a High School Honors Course, or earned an Industry Certification the prior year.

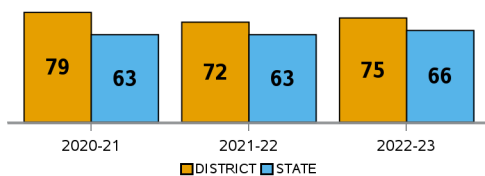
	DISTRICT	STATE
2020-21	72	67
2021-22	80	74
2022-23	79	72



College & Career Acceleration

Percentage of graduates who earned a Dual Enrollment College Credit, an Industry Certification or passed an AP, AICE, or IB exam.

	DISTRICT	STATE
2020-21	79	63
2021-22	72	63
2022-23	75	66



Four-Year Graduation Rate

Percentage of Cohort students who graduated within 4 years.

	DISTRICT	STATE
2020-21	90	90
2021-22	90	90
2022-23	86	88

