



DUVAL COUNTY PUBLIC SCHOOLS FISHWEIR ELEMENTARY

3977 Herschel St, Jacksonville, FL 32205-9267
904-381-3910

School Hours: 8:30 AM - 3:00 PM Grades: KG-05



SUPERINTENDENT
Christopher Bernier
bernierc@duvalschools.org

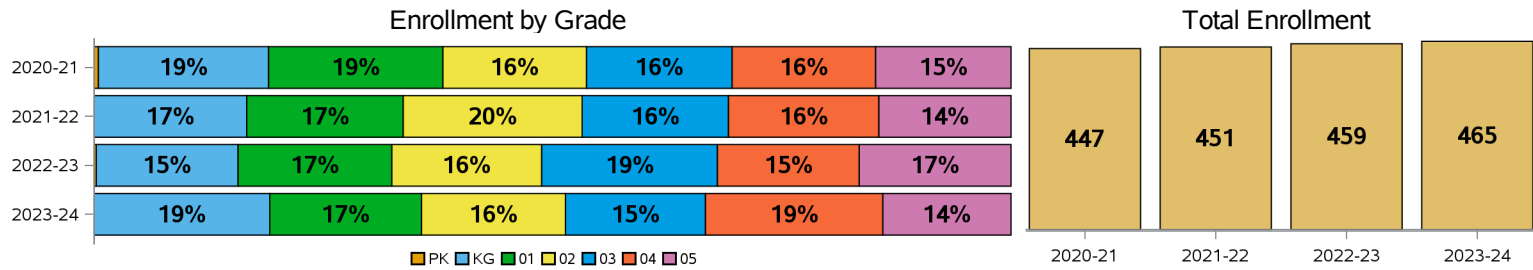
BOARD MEMBER
Charlotte Joyce
joycec@duvalschools.org

REGIONAL SUPERVISOR
Marianne Simon
simonm@duvalschools.org

PRINCIPAL
Kimberly Dennis
dennisk@duvalschools.org

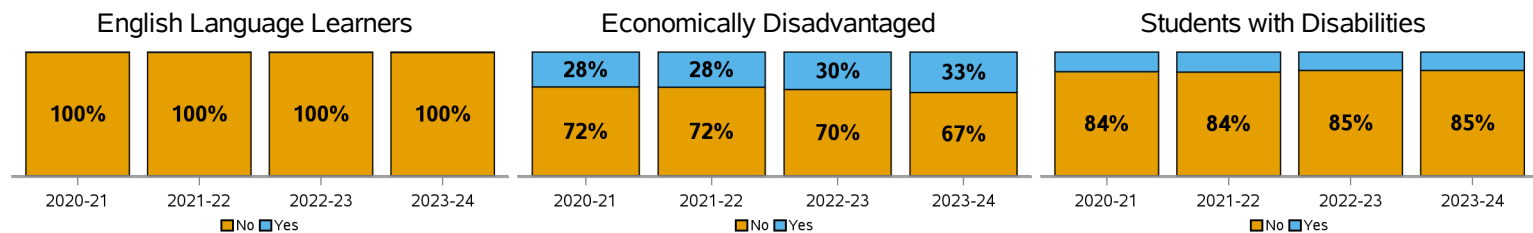

ENROLLMENT

School Year	Enrollment	PK	KG	01	02	03	04	05
2020-21	447	2	83	85	70	71	70	66
2021-22	451	.	75	77	88	72	74	65
2022-23	459	1	71	77	75	88	71	76
2023-24	465	.	89	77	73	71	90	65



DEMOGRAPHICS

School Year	African American	Hispanic	White	Other	Female	Male	English Language	Economically Disadvantaged	Student with Disabilities
2020-21	20%	10%	60%	10%	57%	43%	0%	28%	16%
2021-22	19%	10%	61%	11%	59%	41%	0%	28%	16%
2022-23	21%	12%	57%	10%	59%	41%	0%	30%	15%
2023-24	24%	12%	54%	11%	60%	40%	0%	33%	15%



SCHOOL GRADES

School grades were optional for the 2020-21 school year. A missing grade means data is not available to report.

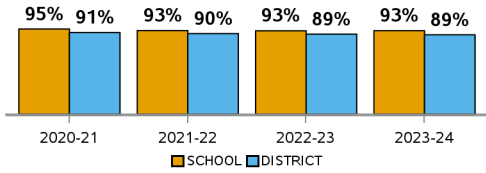
2020-21	2021-22	2022-23
	A	A

SCHOOL CLIMATE

Suspension Event % is determined by the number of total Referrals that had an Internal/Out of School event as part of the Referral.

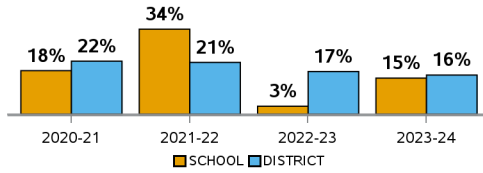
Average Daily Attendance

	SCHOOL	DISTRICT
2020-21	95%	91%
2021-22	93%	90%
2022-23	93%	89%
2023-24	93%	89%



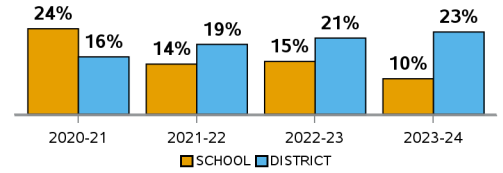
Internal Suspension Events

	SCHOOL	DISTRICT
2020-21	18%	22%
2021-22	34%	21%
2022-23	3%	17%
2023-24	15%	16%



Out of School Suspension Events

	SCHOOL	DISTRICT
2020-21	24%	16%
2021-22	14%	19%
2022-23	15%	21%
2023-24	10%	23%



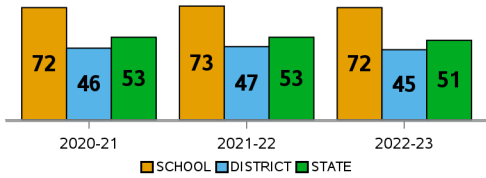
STUDENT PERFORMANCE

Achievement - Percentage of full-year enrolled students who achieved a passing score (level 3+).

Gain - Percentage of full-year enrolled students who achieved a learning gain from the prior year to the current year. No gains were reported in 2022-23.

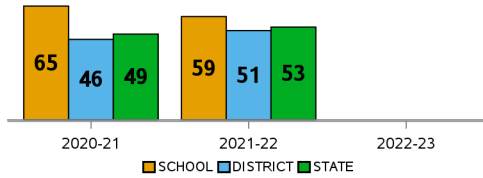
ELA Achievement

	SCHOOL	DISTRICT	STATE
2020-21	72	46	53
2021-22	73	47	53
2022-23	72	45	51



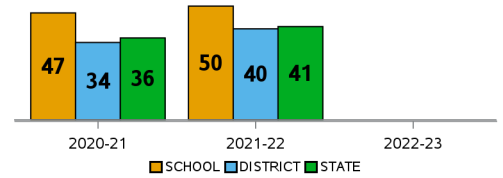
ELA Gains

	SCHOOL	DISTRICT	STATE
2020-21	65	46	49
2021-22	59	51	53



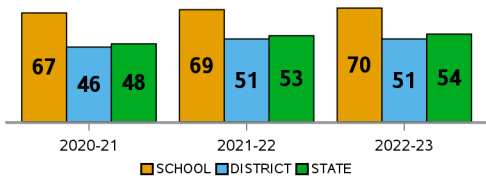
ELA Gains (Bottom Quartile)

	SCHOOL	DISTRICT	STATE
2020-21	47	34	36
2021-22	50	40	41



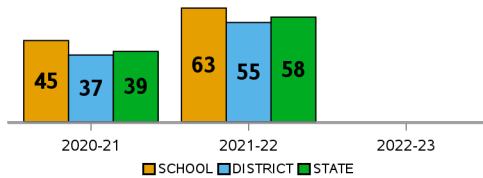
Math Achievement

	SCHOOL	DISTRICT	STATE
2020-21	67	46	48
2021-22	69	51	53
2022-23	70	51	54



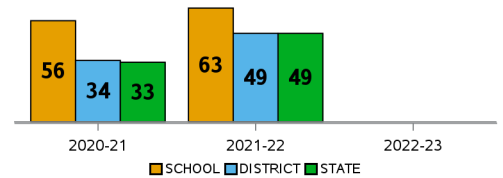
Math Gains

	SCHOOL	DISTRICT	STATE
2020-21	45	37	39
2021-22	63	55	58



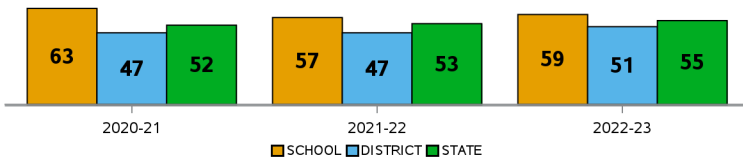
Math Gains (Bottom Quartile)

	SCHOOL	DISTRICT	STATE
2020-21	56	34	33
2021-22	63	49	49



Science Achievement

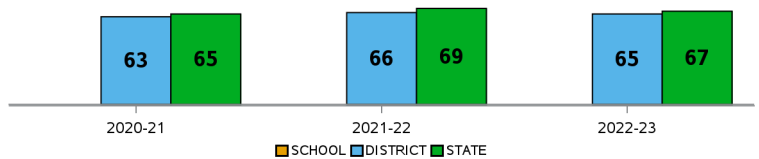
	SCHOOL	DISTRICT	STATE
2020-21	63	47	52
2021-22	57	47	53
2022-23	59	51	55



Social Studies Achievement

Only applies for Middle & High School

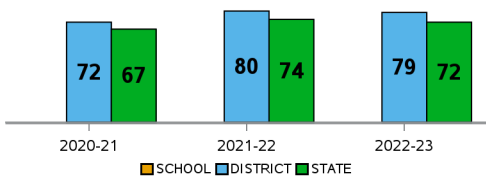
	DISTRICT	STATE
2020-21	63	65
2021-22	66	69
2022-23	65	67



Middle-School Acceleration

This is the percentage of 8th grade students who are proficient in a High School Honors Course, or earned an Industry Certification the prior year.

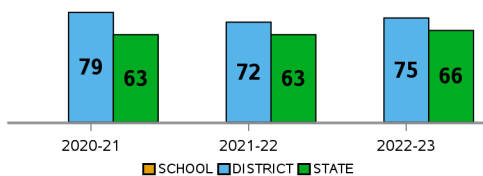
	DISTRICT	STATE
2020-21	72	67
2021-22	80	74
2022-23	79	72



College & Career Acceleration

Percentage of graduates who earned a Dual Enrollment College Credit, an Industry Certification or passed an AP, AICE, or IB exam.

	DISTRICT	STATE
2020-21	79	63
2021-22	72	63
2022-23	75	66



Four-Year Graduation Rate

Percentage of Cohort students who graduated within 4 years.

	DISTRICT	STATE
2020-21	90	90
2021-22	90	90
2022-23	86	88

