



DUVAL COUNTY PUBLIC SCHOOLS GRASP ACADEMY

3101 Justina Rd, Jacksonville, FL 32277
904-745-4909

School Hours: 8:30 AM - 3:00 PM Grades: 01-08



SUPERINTENDENT
Christopher Bernier
bernierc@duvalschools.org

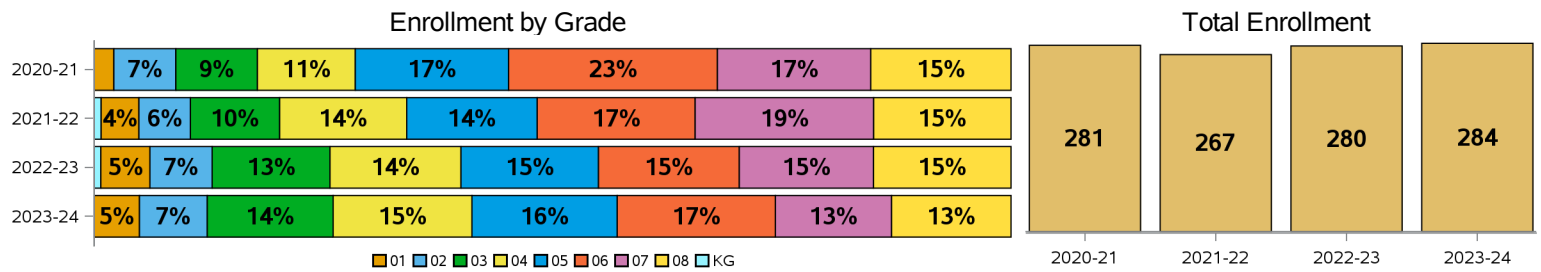
BOARD MEMBER
Dr. Kelly Coker
cokerk@duvalschools.org

REGIONAL SUPERVISOR
Dr. Denise Hall
halld@duvalschools.org

PRINCIPAL
Annessia Powell
powella1@duvalschools.org

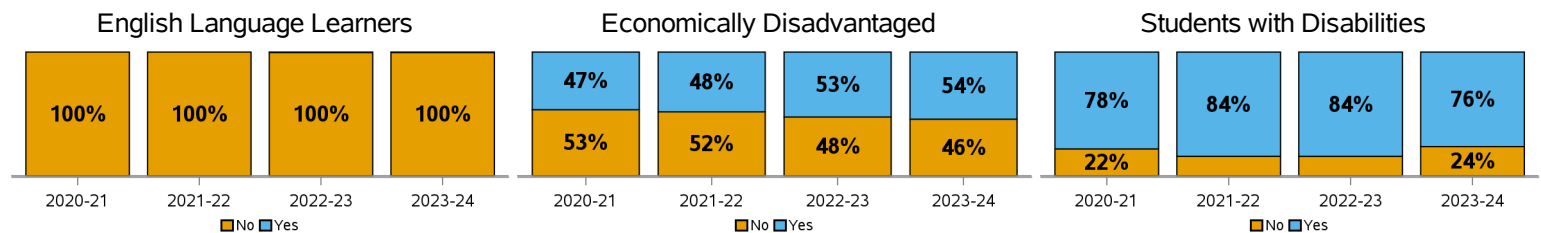
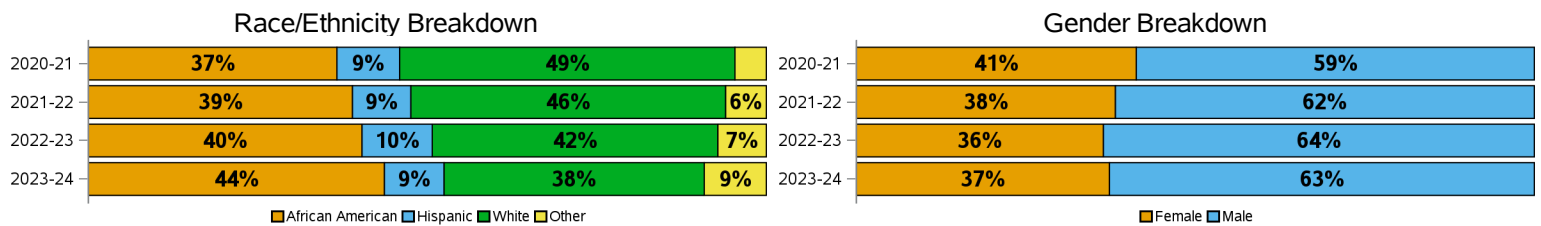
ENROLLMENT

School Year	Enrollment	KG	01	02	03	04	05	06	07	08
2020-21	281	.	6	19	25	30	47	64	47	43
2021-22	267	2	11	15	26	37	38	46	52	40
2022-23	280	2	15	19	36	40	42	43	41	42
2023-24	284	.	14	21	39	43	45	49	36	37



DEMOGRAPHICS

School Year	African American	Hispanic	White	Other	Female	Male	English Language	Economically Disadvantaged	Student with Disabilities
2020-21	37%	9%	49%	5%	41%	59%	0%	47%	78%
2021-22	39%	9%	46%	6%	38%	62%	0%	48%	84%
2022-23	40%	10%	42%	7%	36%	64%	0%	53%	84%
2023-24	44%	9%	38%	9%	37%	63%	0%	54%	76%



SCHOOL GRADES

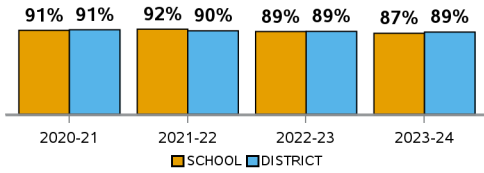
School grades were optional for the 2020-21 school year. A missing grade means data is not available to report.

SCHOOL CLIMATE

Suspension Event % is determined by the number of total Referrals that had an Internal/Out of School event as part of the Referral.

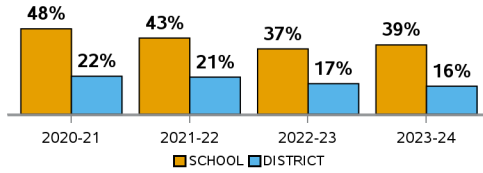
Average Daily Attendance

	SCHOOL	DISTRICT
2020-21	91%	91%
2021-22	92%	90%
2022-23	89%	89%
2023-24	87%	89%



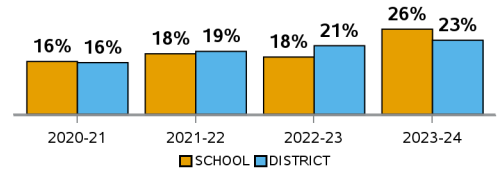
Internal Suspension Events

	SCHOOL	DISTRICT
2020-21	48%	22%
2021-22	43%	21%
2022-23	37%	17%
2023-24	39%	16%



Out of School Suspension Events

	SCHOOL	DISTRICT
2020-21	16%	16%
2021-22	18%	19%
2022-23	18%	21%
2023-24	26%	23%



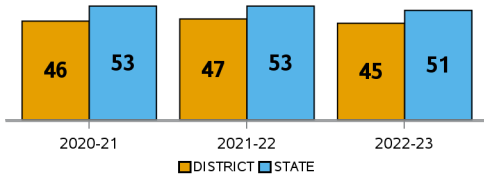
STUDENT PERFORMANCE

Achievement - Percentage of full-year enrolled students who achieved a passing score (level 3+).

Gain - Percentage of full-year enrolled students who achieved a learning gain from the prior year to the current year. No gains were reported in 2022-23.

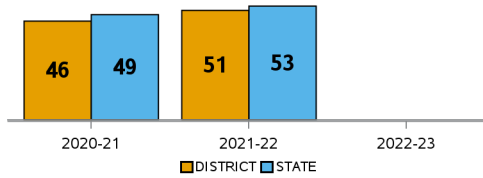
ELA Achievement

	DISTRICT	STATE
2020-21	46	53
2021-22	47	53
2022-23	45	51



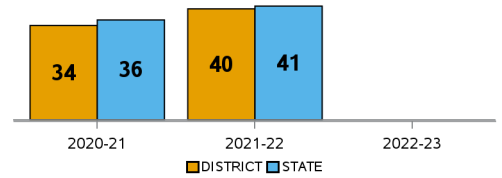
ELA Gains

	DISTRICT	STATE
2020-21	46	49
2021-22	51	53



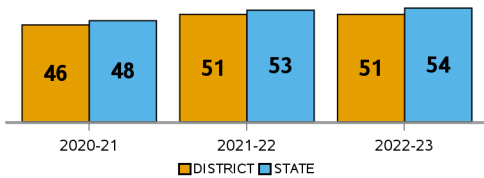
ELA Gains (Bottom Quartile)

	DISTRICT	STATE
2020-21	34	36
2021-22	40	41



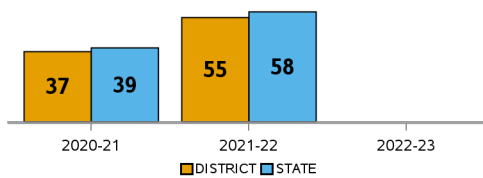
Math Achievement

	DISTRICT	STATE
2020-21	46	48
2021-22	51	53
2022-23	51	54



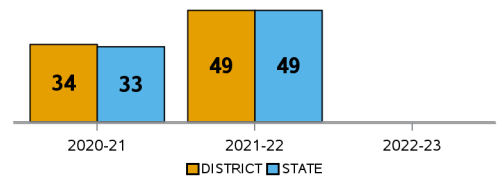
Math Gains

	DISTRICT	STATE
2020-21	37	39
2021-22	55	58



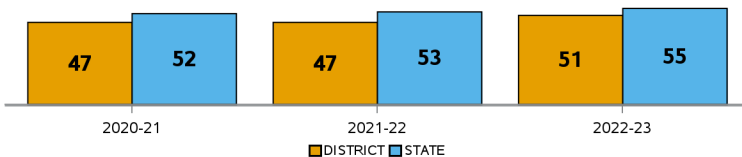
Math Gains (Bottom Quartile)

	DISTRICT	STATE
2020-21	34	33
2021-22	49	49



Science Achievement

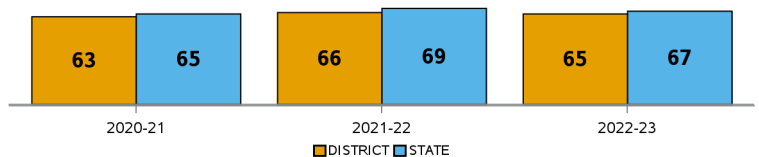
	DISTRICT	STATE
2020-21	47	52
2021-22	47	53
2022-23	51	55



Social Studies Achievement

Only applies for Middle & High School

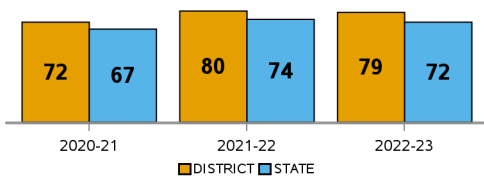
	DISTRICT	STATE
2020-21	63	65
2021-22	66	69
2022-23	65	67



Middle-School Acceleration

This is the percentage of 8th grade students who are proficient in a High School Honors Course, or earned an Industry Certification the prior year.

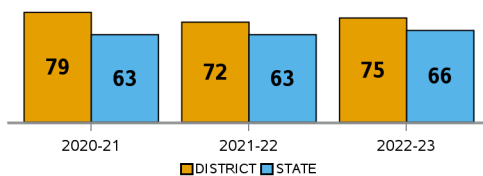
	DISTRICT	STATE
2020-21	72	67
2021-22	80	74
2022-23	79	72



College & Career Acceleration

Percentage of graduates who earned a Dual Enrollment College Credit, an Industry Certification or passed an AP, AICE, or IB exam.

	DISTRICT	STATE
2020-21	79	63
2021-22	72	63
2022-23	75	66



Four-Year Graduation Rate

Percentage of Cohort students who graduated within 4 years.

	DISTRICT	STATE
2020-21	90	90
2021-22	90	90
2022-23	86	88

