



DUVAL COUNTY PUBLIC SCHOOLS OAK HILL ACADEMY

6910 Daughtry Boulevard S, Jacksonville, FL 32210
904-573-1030

School Hours: 9:00 AM - 3:00 PM Grades: PK-05



SUPERINTENDENT
Christopher Bernier
bernierc@duvalschools.org

BOARD MEMBER
Warren Jones
jonesw2@duvalschools.org

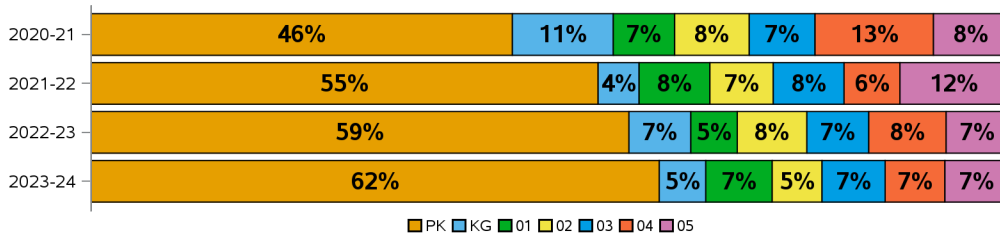
REGIONAL SUPERVISOR
Timothy Simmons
simmonst@duvalschools.org

PRINCIPAL
Dr. Stephanie Smith
smiths1@duvalschools.org

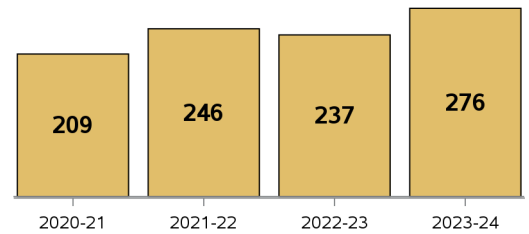
ENROLLMENT

School Year	Enrollment	PK	KG	01	02	03	04	05
2020-21	209	96	23	14	17	15	27	17
2021-22	246	136	11	19	17	19	15	29
2022-23	237	139	16	12	18	16	20	16
2023-24	276	171	14	20	15	19	18	19

Enrollment by Grade



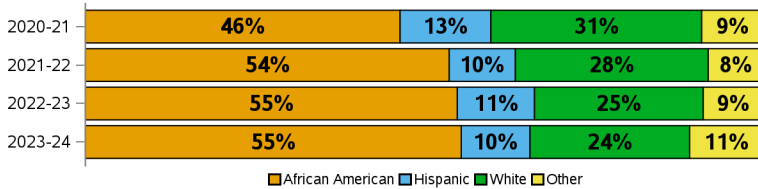
Total Enrollment



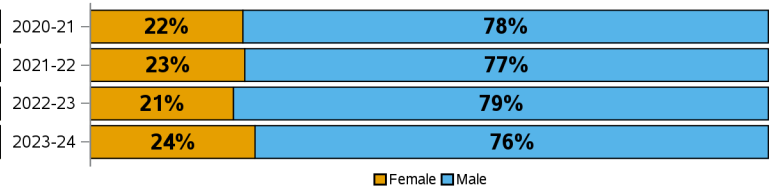
DEMOGRAPHICS

School Year	African American	Hispanic	White	Other	Female	Male	English Language	Economically Disadvantaged	Student with Disabilities
2020-21	46%	13%	31%	9%	22%	78%	1%	54%	99%
2021-22	54%	10%	28%	8%	23%	77%	0%	56%	99%
2022-23	55%	11%	25%	9%	21%	79%	0%	64%	100%
2023-24	55%	10%	24%	11%	24%	76%	0%	65%	100%

Race/Ethnicity Breakdown



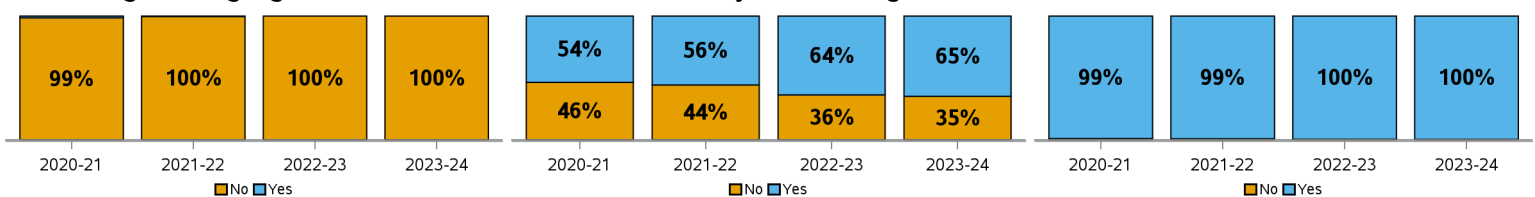
Gender Breakdown



English Language Learners

Economically Disadvantaged

Students with Disabilities



SCHOOL GRADES

School grades were optional for the 2020-21 school year. A missing grade means data is not available to report.

SCHOOL CLIMATE

Suspension Event % is determined by the number of total Referrals that had an Internal/Out of School event as part of the Referral.

Average Daily Attendance

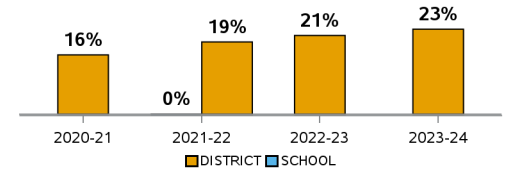
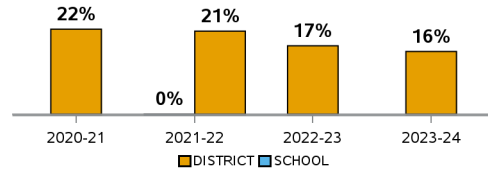
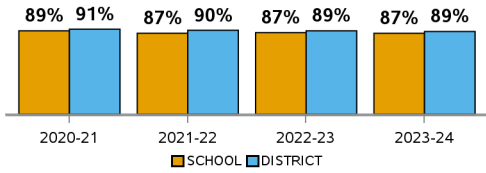
	SCHOOL	DISTRICT
2020-21	89%	91%
2021-22	87%	90%
2022-23	87%	89%
2023-24	87%	89%

Internal Suspension Events

	SCHOOL	DISTRICT
2020-21	.	22%
2021-22	0%	21%
2022-23	.	17%
2023-24	.	16%

Out of School Suspension Events

	SCHOOL	DISTRICT
2020-21	.	16%
2021-22	0%	19%
2022-23	.	21%
2023-24	.	23%



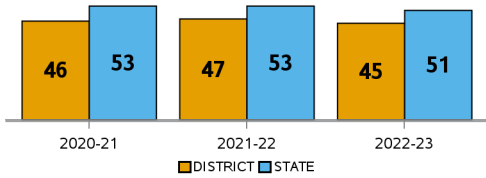
STUDENT PERFORMANCE

Achievement - Percentage of full-year enrolled students who achieved a passing score (level 3+).

Gain - Percentage of full-year enrolled students who achieved a learning gain from the prior year to the current year. No gains were reported in 2022-23.

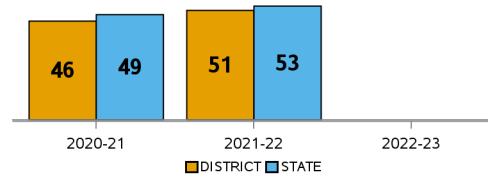
ELA Achievement

	DISTRICT	STATE
2020-21	46	53
2021-22	47	53
2022-23	45	51



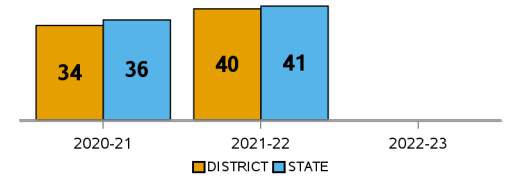
ELA Gains

	DISTRICT	STATE
2020-21	46	49
2021-22	51	53



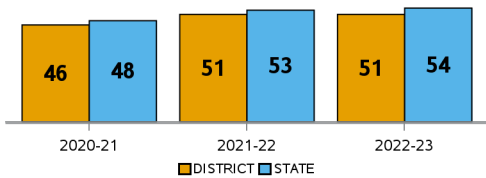
ELA Gains (Bottom Quartile)

	DISTRICT	STATE
2020-21	34	36
2021-22	40	41



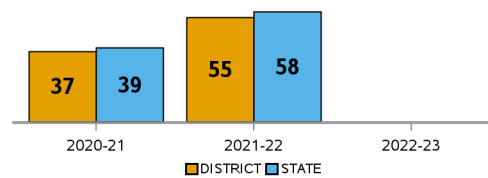
Math Achievement

	DISTRICT	STATE
2020-21	46	48
2021-22	51	53
2022-23	51	54



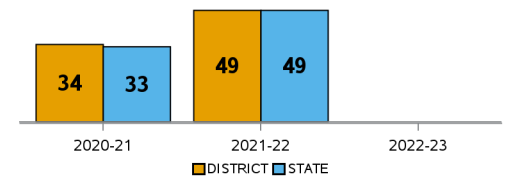
Math Gains

	DISTRICT	STATE
2020-21	37	39
2021-22	55	58



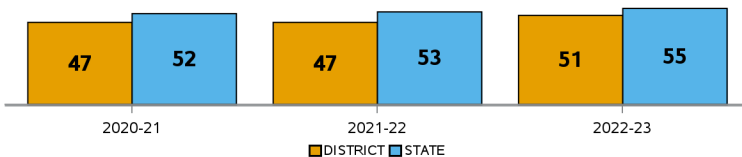
Math Gains (Bottom Quartile)

	DISTRICT	STATE
2020-21	34	33
2021-22	49	49



Science Achievement

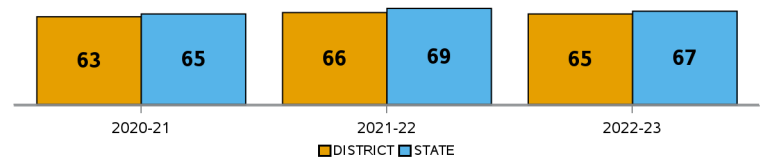
	DISTRICT	STATE
2020-21	47	52
2021-22	47	53
2022-23	51	55



Social Studies Achievement

Only applies for Middle & High School

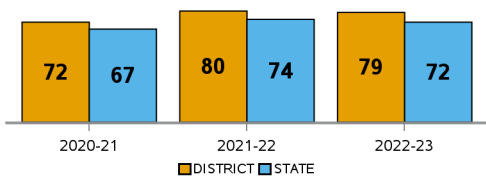
	DISTRICT	STATE
2020-21	63	65
2021-22	66	69
2022-23	65	67



Middle-School Acceleration

This is the percentage of 8th grade students who are proficient in a High School Honors Course, or earned an Industry Certification the prior year.

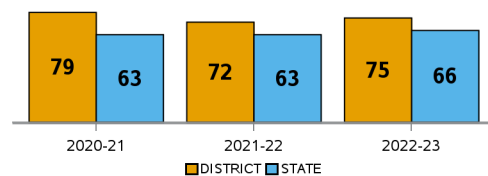
	DISTRICT	STATE
2020-21	72	67
2021-22	80	74
2022-23	79	72



College & Career Acceleration

Percentage of graduates who earned a Dual Enrollment College Credit, an Industry Certification or passed an AP, AICE, or IB exam.

	DISTRICT	STATE
2020-21	79	63
2021-22	72	63
2022-23	75	66



Four-Year Graduation Rate

Percentage of Cohort students who graduated within 4 years.

	DISTRICT	STATE
2020-21	90	90
2021-22	90	90
2022-23	86	88

