



DUVAL COUNTY PUBLIC SCHOOLS
JULIA LANDON MIDDLE
 1819 Thacker Ave, Jacksonville, FL 32207-3397
 904-346-5650



School Hours: 8:10 AM - 2:55 PM Grades: 06-08

SUPERINTENDENT
 Christopher Bernier
 bernierc@duvalschools.org

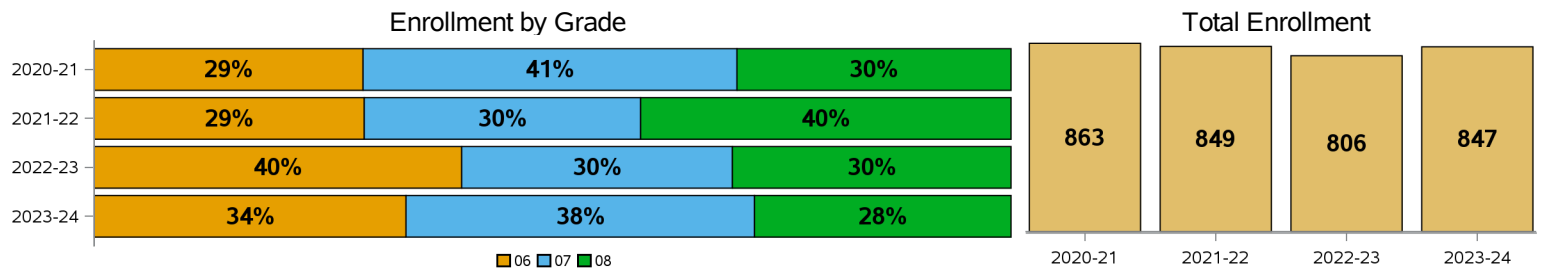
BOARD MEMBER
 Cynthia Pearson
 pearsonc1@duvalschools.org

REGIONAL SUPERVISOR
 Dr. Denise Hall
 halld@duvalschools.org

PRINCIPAL
 Ryan Casey
 caseyr@duvalschools.org

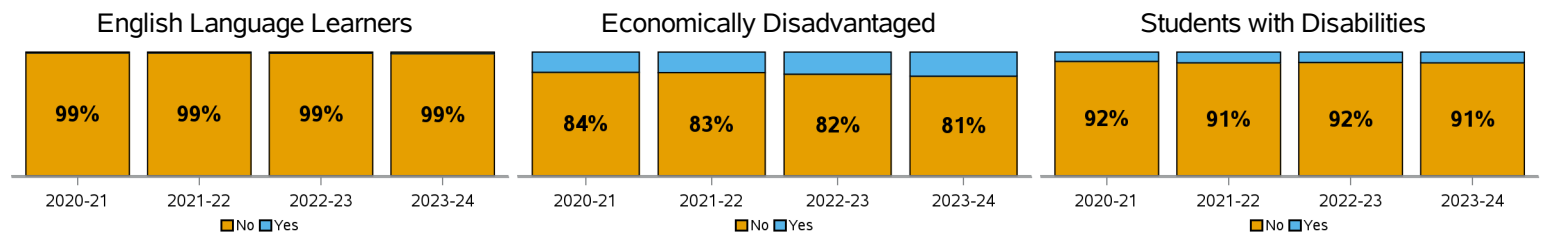
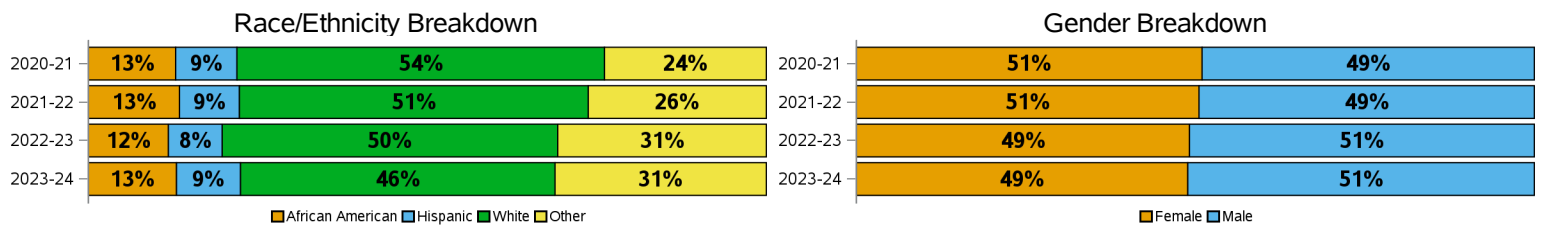
ENROLLMENT

School Year	Enrollment	06	07	08
2020-21	863	253	352	258
2021-22	849	250	256	343
2022-23	806	323	238	245
2023-24	847	288	322	237



DEMOGRAPHICS

School Year	African American	Hispanic	White	Other	Female	Male	English Language	Economically Disadvantaged	Student with Disabilities
2020-21	13%	9%	54%	24%	51%	49%	1%	16%	8%
2021-22	13%	9%	51%	26%	51%	49%	1%	17%	9%
2022-23	12%	8%	50%	31%	49%	51%	1%	18%	8%
2023-24	13%	9%	46%	31%	49%	51%	1%	19%	9%



SCHOOL GRADES

School grades were optional for the 2020-21 school year. A missing grade means data is not available to report.

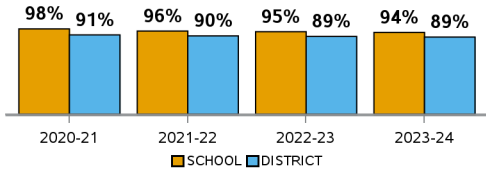
2020-21	2021-22	2022-23
	A	A

SCHOOL CLIMATE

Suspension Event % is determined by the number of total Referrals that had an Internal/Out of School event as part of the Referral.

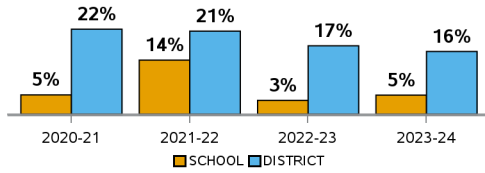
Average Daily Attendance

	SCHOOL	DISTRICT
2020-21	98%	91%
2021-22	96%	90%
2022-23	95%	89%
2023-24	94%	89%



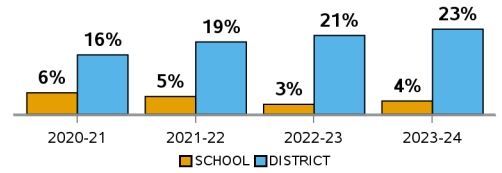
Internal Suspension Events

	SCHOOL	DISTRICT
2020-21	5%	22%
2021-22	14%	21%
2022-23	3%	17%
2023-24	5%	16%



Out of School Suspension Events

	SCHOOL	DISTRICT
2020-21	6%	16%
2021-22	5%	19%
2022-23	3%	21%
2023-24	4%	23%



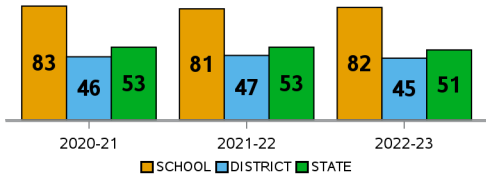
STUDENT PERFORMANCE

Achievement - Percentage of full-year enrolled students who achieved a passing score (level 3+).

Gain - Percentage of full-year enrolled students who achieved a learning gain from the prior year to the current year. No gains were reported in 2022-23.

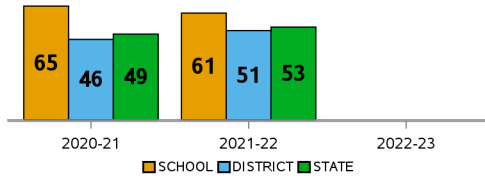
ELA Achievement

	SCHOOL	DISTRICT	STATE
2020-21	83	46	53
2021-22	81	47	53
2022-23	82	45	51



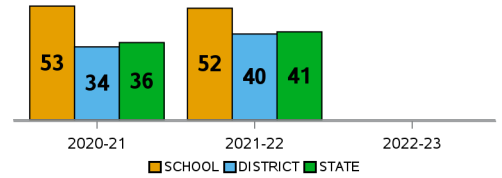
ELA Gains

	SCHOOL	DISTRICT	STATE
2020-21	65	46	49
2021-22	61	51	53



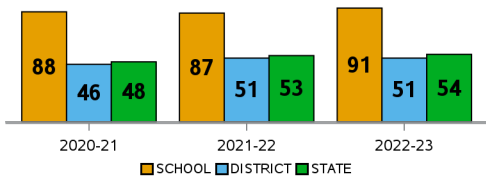
ELA Gains (Bottom Quartile)

	SCHOOL	DISTRICT	STATE
2020-21	53	34	36
2021-22	52	40	41



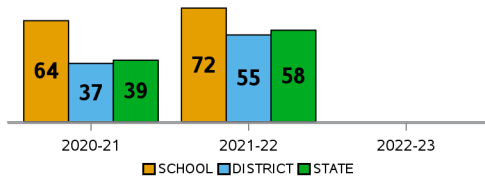
Math Achievement

	SCHOOL	DISTRICT	STATE
2020-21	88	46	48
2021-22	87	51	53
2022-23	91	51	54



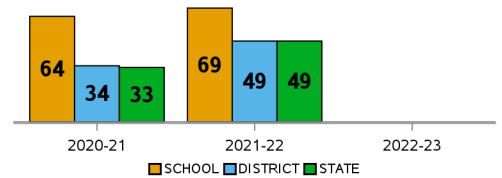
Math Gains

	SCHOOL	DISTRICT	STATE
2020-21	64	37	39
2021-22	72	55	58



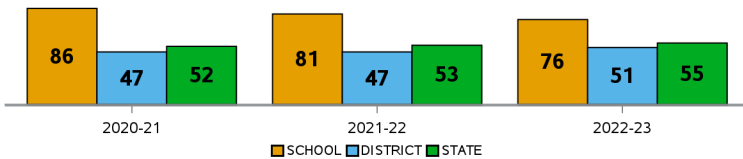
Math Gains (Bottom Quartile)

	SCHOOL	DISTRICT	STATE
2020-21	64	34	33
2021-22	69	49	49



Science Achievement

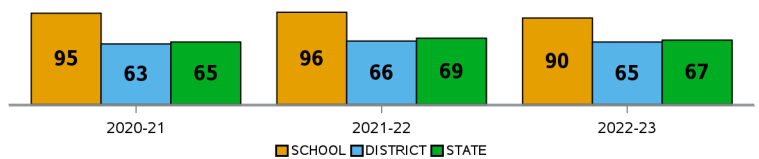
	SCHOOL	DISTRICT	STATE
2020-21	86	47	52
2021-22	81	47	53
2022-23	76	51	55



Social Studies Achievement

Only applies for Middle & High School

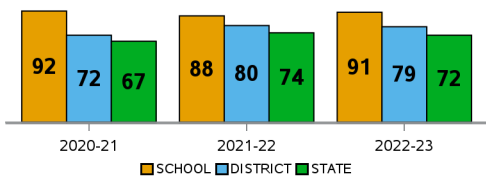
	SCHOOL	DISTRICT	STATE
2020-21	95	63	65
2021-22	96	66	69
2022-23	90	65	67



Middle-School Acceleration

This is the percentage of 8th grade students who are proficient in a High School Honors Course, or earned an Industry Certification the prior year.

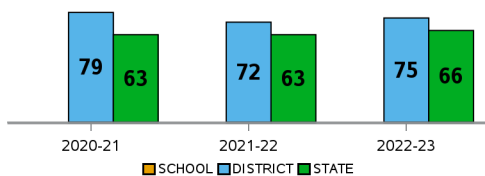
	SCHOOL	DISTRICT	STATE
2020-21	92	72	67
2021-22	88	80	74
2022-23	91	79	72



College & Career Acceleration

Percentage of graduates who earned a Dual Enrollment College Credit, an Industry Certification or passed an AP, AICE, or IB exam.

	DISTRICT	STATE
2020-21	79	63
2021-22	72	63
2022-23	75	66



Four-Year Graduation Rate

Percentage of Cohort students who graduated within 4 years.

	DISTRICT	STATE
2020-21	90	90
2021-22	90	90
2022-23	86	88

