



DUVAL COUNTY PUBLIC SCHOOLS LAKE SHORE MIDDLE

2519 Bayview Rd, Jacksonville, FL 32210-5399
904-381-7440

School Hours: 9:30 AM - 4:15 PM Grades: 06-08



SUPERINTENDENT
Dr. Dana Kriznar
kriznard@duvalschools.org

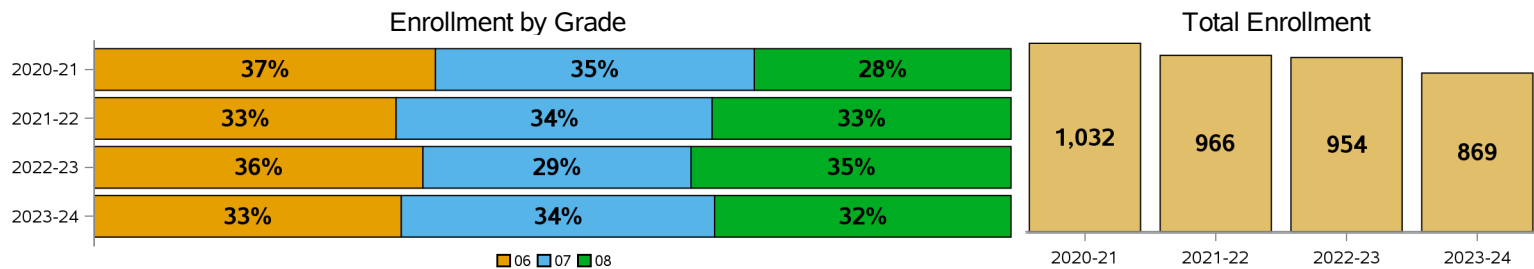
BOARD MEMBER
Charlotte Joyce
joycec@duvalschools.org

REGIONAL SUPERVISOR
Dr. Denise Hall
halld@duvalschools.org

PRINCIPAL
Latasha Bowens
clarkl2@duvalschools.org

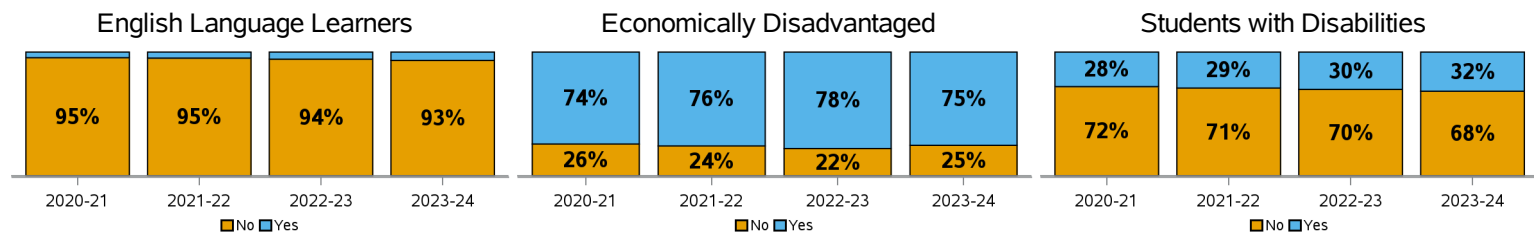
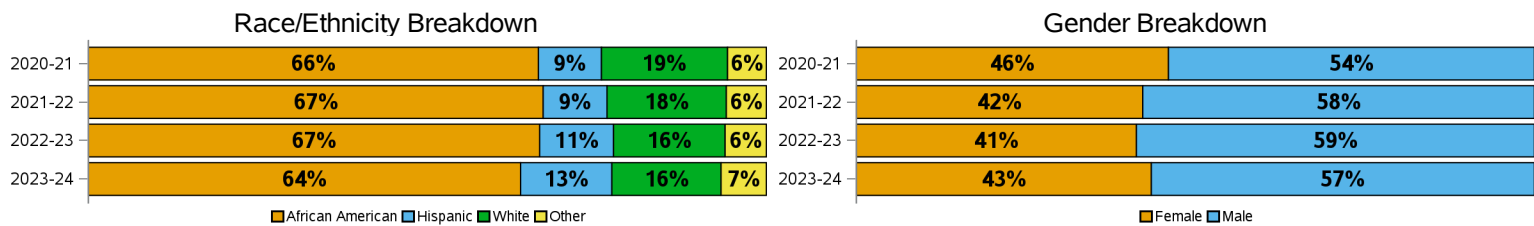
ENROLLMENT

School Year	Enrollment	06	07	08
2020-21	1,032	384	359	289
2021-22	966	318	333	315
2022-23	954	342	279	333
2023-24	869	291	297	281



DEMOGRAPHICS

School Year	African American	Hispanic	White	Other	Female	Male	English Language	Economically Disadvantaged	Student with Disabilities
2020-21	66%	9%	19%	6%	46%	54%	5%	74%	28%
2021-22	67%	9%	18%	6%	42%	58%	5%	76%	29%
2022-23	67%	11%	16%	6%	41%	59%	6%	78%	30%
2023-24	64%	13%	16%	7%	43%	57%	7%	75%	32%



SCHOOL GRADES

School grades were optional for the 2020-21 school year. A missing grade means data is not available to report.

2020-21	2021-22	2022-23
	D	D

SCHOOL CLIMATE

Suspension Event % is determined by the number of total Referrals that had an Internal/Out of School event as part of the Referral.

Average Daily Attendance

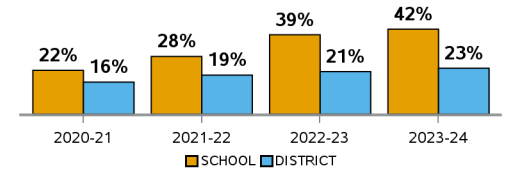
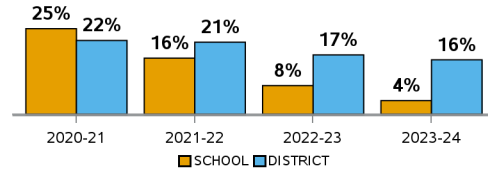
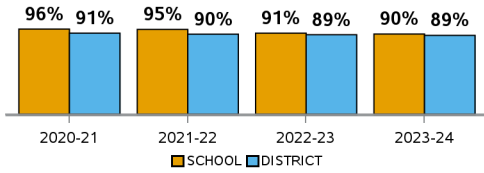
	SCHOOL	DISTRICT
2020-21	96%	91%
2021-22	95%	90%
2022-23	91%	89%
2023-24	90%	89%

Internal Suspension Events

	SCHOOL	DISTRICT
2020-21	25%	22%
2021-22	16%	21%
2022-23	8%	17%
2023-24	4%	16%

Out of School Suspension Events

	SCHOOL	DISTRICT
2020-21	22%	16%
2021-22	28%	19%
2022-23	39%	21%
2023-24	42%	23%



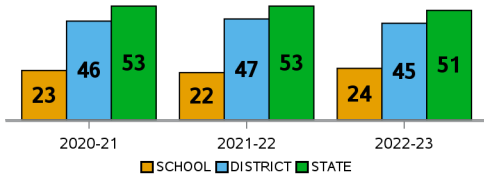
STUDENT PERFORMANCE

Achievement - Percentage of full-year enrolled students who achieved a passing score (level 3+).

Gain - Percentage of full-year enrolled students who achieved a learning gain from the prior year to the current year. No gains were reported in 2022-23.

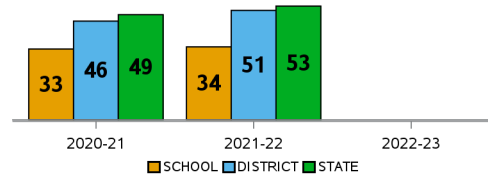
ELA Achievement

	SCHOOL	DISTRICT	STATE
2020-21	23	46	53
2021-22	22	47	53
2022-23	24	45	51



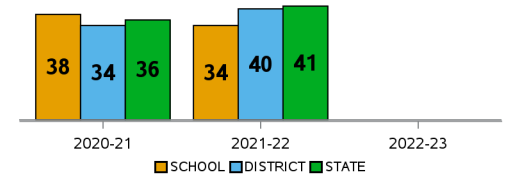
ELA Gains

	SCHOOL	DISTRICT	STATE
2020-21	33	46	49
2021-22	34	51	53



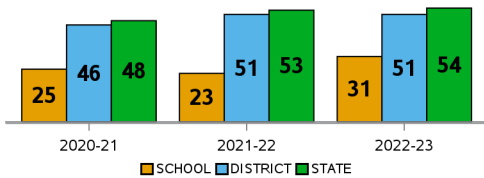
ELA Gains (Bottom Quartile)

	SCHOOL	DISTRICT	STATE
2020-21	38	34	36
2021-22	34	40	41



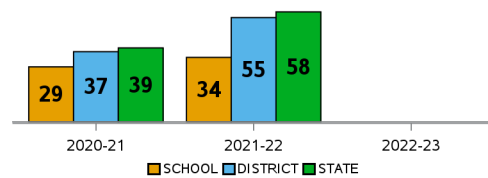
Math Achievement

	SCHOOL	DISTRICT	STATE
2020-21	25	46	48
2021-22	23	51	53
2022-23	31	51	54



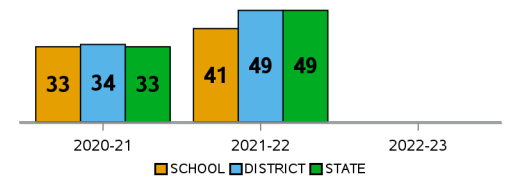
Math Gains

	SCHOOL	DISTRICT	STATE
2020-21	29	37	39
2021-22	34	55	58



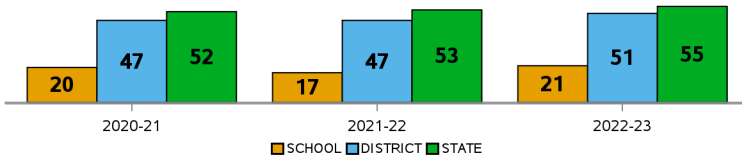
Math Gains (Bottom Quartile)

	SCHOOL	DISTRICT	STATE
2020-21	33	34	33
2021-22	41	49	49



Science Achievement

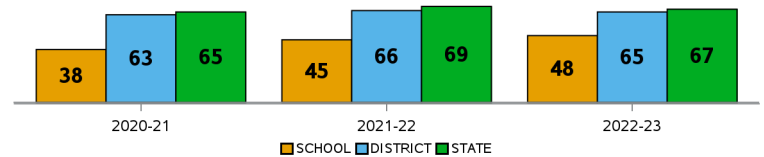
	SCHOOL	DISTRICT	STATE
2020-21	20	47	52
2021-22	17	47	53
2022-23	21	51	55



Social Studies Achievement

Only applies for Middle & High School

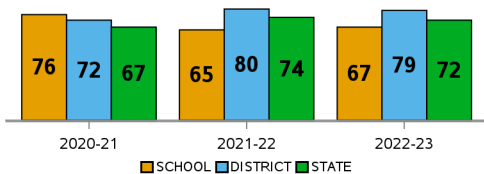
	SCHOOL	DISTRICT	STATE
2020-21	38	63	65
2021-22	45	66	69
2022-23	48	65	67



Middle-School Acceleration

This is the percentage of 8th grade students who are proficient in a High School Honors Course, or earned an Industry Certification the prior year.

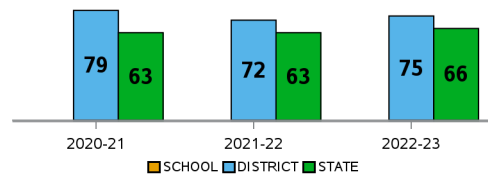
	SCHOOL	DISTRICT	STATE
2020-21	76	72	67
2021-22	65	80	74
2022-23	67	79	72



College & Career Acceleration

Percentage of graduates who earned a Dual Enrollment College Credit, an Industry Certification or passed an AP, AICE, or IB exam.

	DISTRICT	STATE
2020-21	79	63
2021-22	72	63
2022-23	75	66



Four-Year Graduation Rate

Percentage of Cohort students who graduated within 4 years.

	DISTRICT	STATE
2020-21	90	90
2021-22	90	90
2022-23	86	88

