



DUVAL COUNTY PUBLIC SCHOOLS TERRY PARKER HIGH

7301 Parker School Rd, Jacksonville, FL 32211-5198
904-720-1650

School Hours: 7:00 AM - 2:00 PM Grades: 09-12



SUPERINTENDENT
Christopher Bernier
bernierc@duvalschools.org

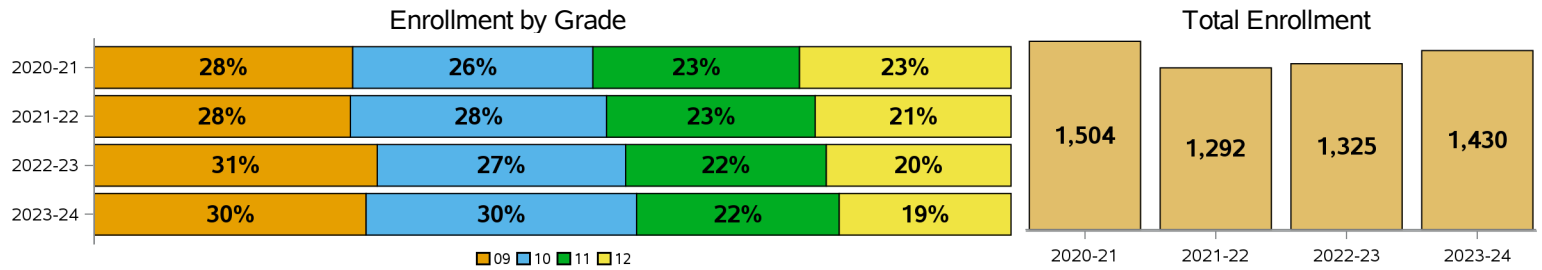
BOARD MEMBER
Dr. Kelly Coker
cokerk@duvalschools.org

REGIONAL SUPERVISOR
Timothy Simmons
simmonst@duvalschools.org

PRINCIPAL
Robert Hudson
hudsonr1@duvalschools.org

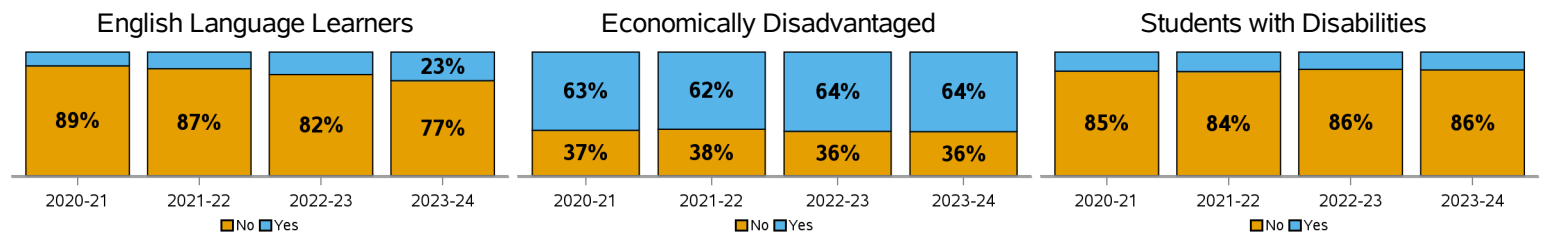
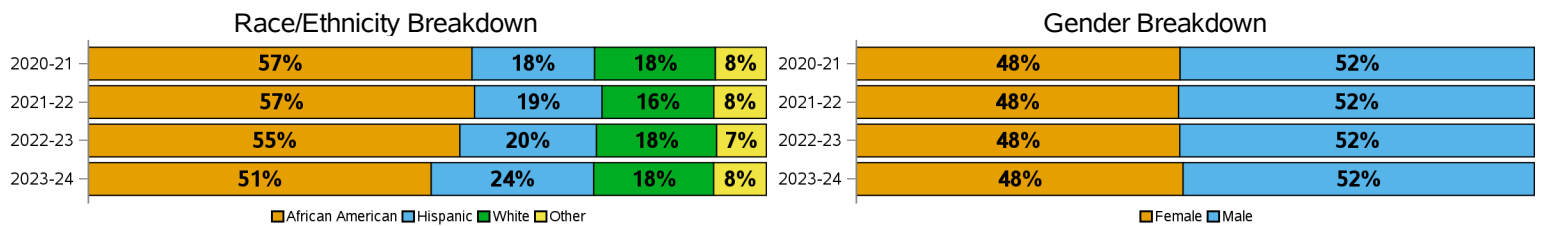
ENROLLMENT

School Year	Enrollment	09	10	11	12
2020-21	1,504	424	394	339	347
2021-22	1,292	361	361	294	276
2022-23	1,325	409	359	290	267
2023-24	1,430	424	422	316	268



DEMOGRAPHICS

School Year	African American	Hispanic	White	Other	Female	Male	English Language	Economically Disadvantaged	Student with Disabilities
2020-21	57%	18%	18%	8%	48%	52%	11%	63%	15%
2021-22	57%	19%	16%	8%	48%	52%	13%	62%	16%
2022-23	55%	20%	18%	7%	48%	52%	18%	64%	14%
2023-24	51%	24%	18%	8%	48%	52%	23%	64%	14%



SCHOOL GRADES

School grades were optional for the 2020-21 school year. A missing grade means data is not available to report.

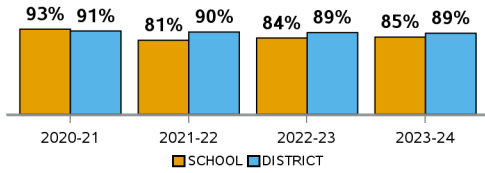
2020-21	2021-22	2022-23
	C	C

SCHOOL CLIMATE

Suspension Event % is determined by the number of total Referrals that had an Internal/Out of School event as part of the Referral.

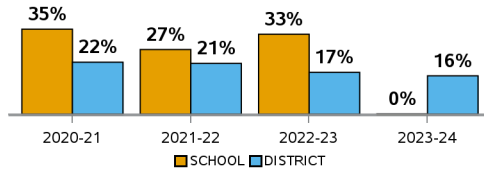
Average Daily Attendance

	SCHOOL	DISTRICT
2020-21	93%	91%
2021-22	81%	90%
2022-23	84%	89%
2023-24	85%	89%



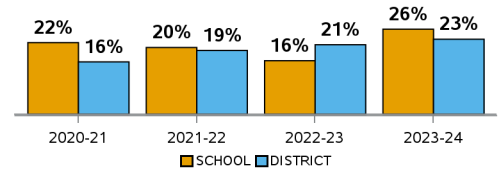
Internal Suspension Events

	SCHOOL	DISTRICT
2020-21	35%	22%
2021-22	27%	21%
2022-23	33%	17%
2023-24	0%	16%



Out of School Suspension Events

	SCHOOL	DISTRICT
2020-21	22%	16%
2021-22	20%	19%
2022-23	16%	21%
2023-24	26%	23%



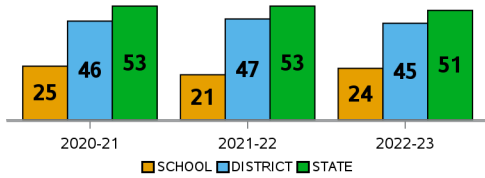
STUDENT PERFORMANCE

Achievement - Percentage of full-year enrolled students who achieved a passing score (level 3+).

Gain - Percentage of full-year enrolled students who achieved a learning gain from the prior year to the current year. No gains were reported in 2022-23.

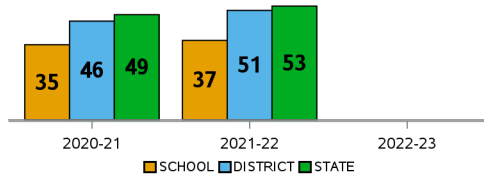
ELA Achievement

	SCHOOL	DISTRICT	STATE
2020-21	25	46	53
2021-22	21	47	53
2022-23	24	45	51



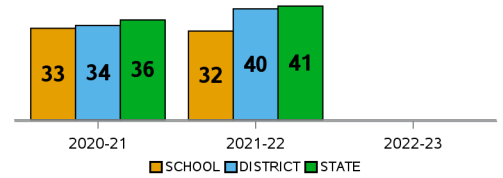
ELA Gains

	SCHOOL	DISTRICT	STATE
2020-21	35	46	49
2021-22	37	51	53



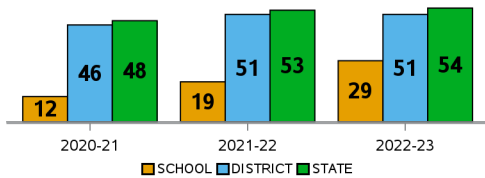
ELA Gains (Bottom Quartile)

	SCHOOL	DISTRICT	STATE
2020-21	33	34	36
2021-22	32	40	41



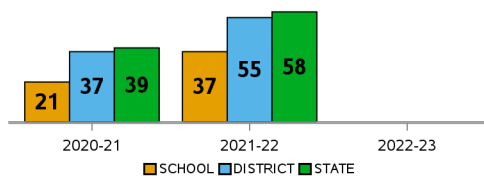
Math Achievement

	SCHOOL	DISTRICT	STATE
2020-21	12	46	48
2021-22	19	51	53
2022-23	29	51	54



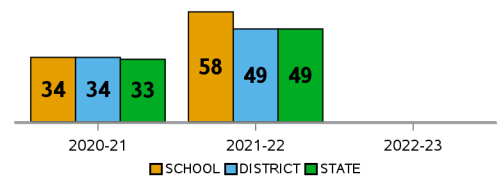
Math Gains

	SCHOOL	DISTRICT	STATE
2020-21	21	37	39
2021-22	37	55	58



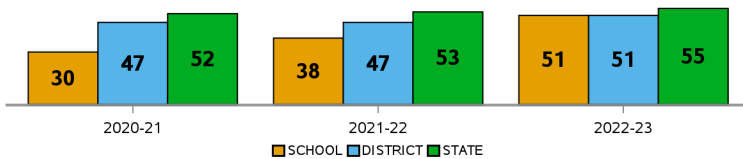
Math Gains (Bottom Quartile)

	SCHOOL	DISTRICT	STATE
2020-21	34	34	33
2021-22	58	49	49



Science Achievement

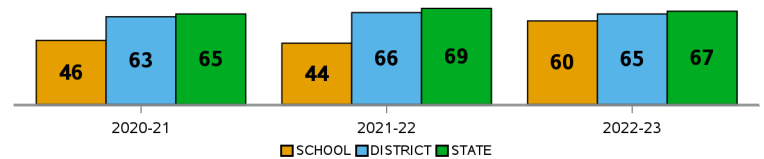
	SCHOOL	DISTRICT	STATE
2020-21	30	47	52
2021-22	38	47	53
2022-23	51	51	55



Social Studies Achievement

Only applies for Middle & High School

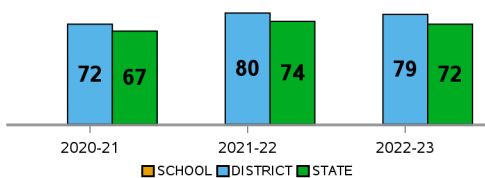
	SCHOOL	DISTRICT	STATE
2020-21	46	63	65
2021-22	44	66	69
2022-23	60	65	67



Middle-School Acceleration

This is the percentage of 8th grade students who are proficient in a High School Honors Course, or earned an Industry Certification the prior year.

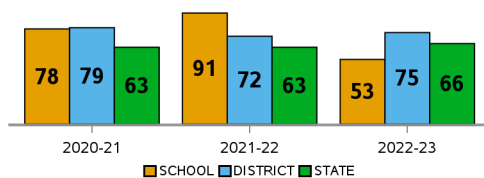
	DISTRICT	STATE
2020-21	72	67
2021-22	80	74
2022-23	79	72



College & Career Acceleration

Percentage of graduates who earned a Dual Enrollment College Credit, an Industry Certification or passed an AP, AICE, or IB exam.

	SCHOOL	DISTRICT	STATE
2020-21	78	79	63
2021-22	91	72	63
2022-23	53	75	66



Four-Year Graduation Rate

Percentage of Cohort students who graduated within 4 years.

	SCHOOL	DISTRICT	STATE
2020-21	90	90	90
2021-22	66	90	90
2022-23	78	86	88

