



**DUVAL COUNTY PUBLIC SCHOOLS
WINDY HILL ELEMENTARY**
3831 Forest Blvd, Jacksonville, FL 32246-6499
904-565-2700



School Hours: 8:30 AM - 3:00 PM Grades: PK-05

SUPERINTENDENT
Christopher Bernier
bernierc@duvalschools.org

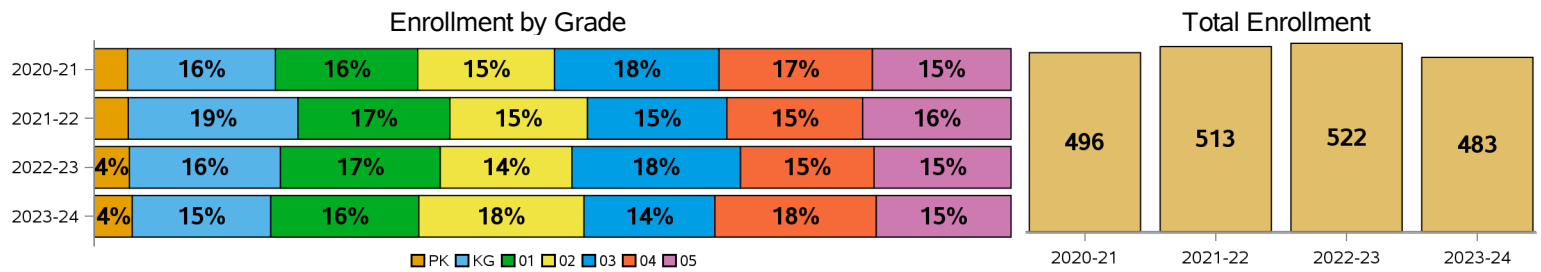
BOARD MEMBER
Cynthia Pearson
pearsonc1@duvalschools.org

REGIONAL SUPERVISOR
Marianne Simon
simonm@duvalschools.org

PRINCIPAL
Lecreshia Harris
harris1@duvalschools.org

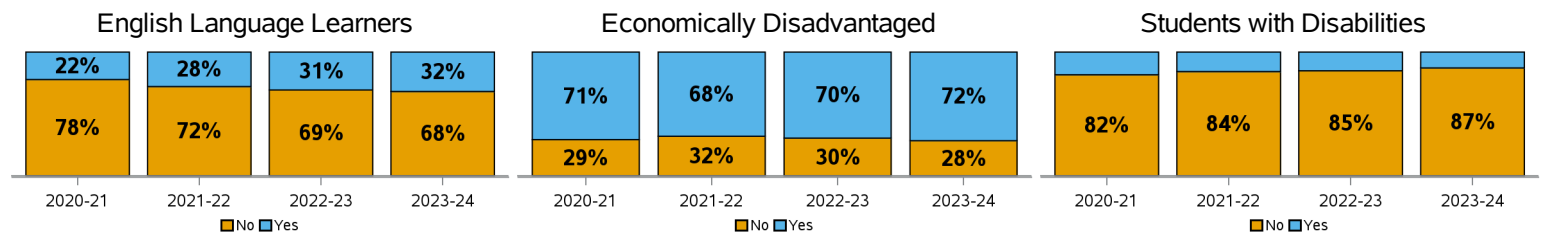
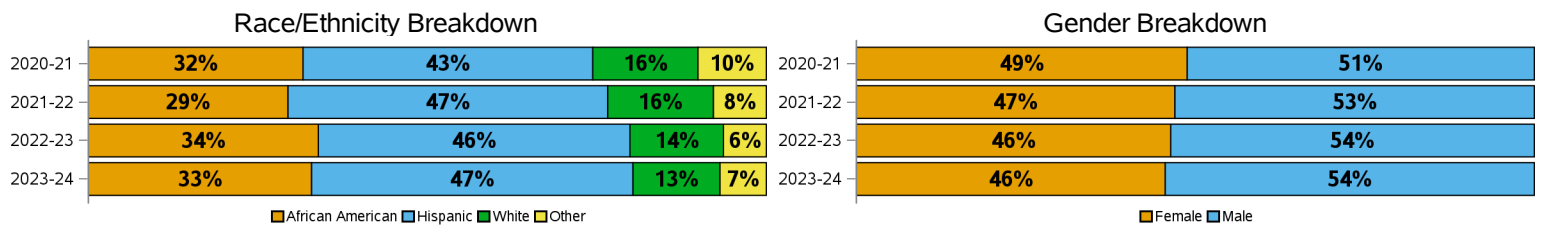
ENROLLMENT

School Year	Enrollment	PK	KG	01	02	03	04	05
2020-21	496	18	80	77	74	89	83	75
2021-22	513	19	95	85	77	78	76	83
2022-23	522	20	86	91	75	96	76	78
2023-24	483	20	73	78	87	69	85	71



DEMOGRAPHICS

School Year	African American	Hispanic	White	Other	Female	Male	English Language	Economically Disadvantaged	Student with Disabilities
2020-21	32%	43%	16%	10%	49%	51%	22%	71%	18%
2021-22	29%	47%	16%	8%	47%	53%	28%	68%	16%
2022-23	34%	46%	14%	6%	46%	54%	31%	70%	15%
2023-24	33%	47%	13%	7%	46%	54%	32%	72%	13%



SCHOOL GRADES

School grades were optional for the 2020-21 school year. A missing grade means data is not available to report.

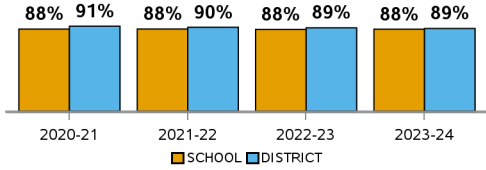
2020-21	2021-22	2022-23
	C	C

SCHOOL CLIMATE

Suspension Event % is determined by the number of total Referrals that had an Internal/Out of School event as part of the Referral.

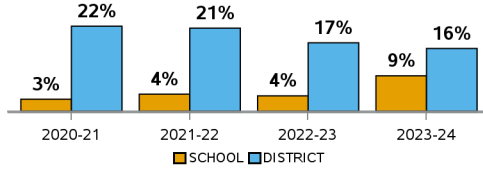
Average Daily Attendance

	SCHOOL	DISTRICT
2020-21	88%	91%
2021-22	88%	90%
2022-23	88%	89%
2023-24	88%	89%



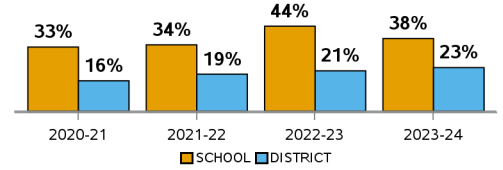
Internal Suspension Events

	SCHOOL	DISTRICT
2020-21	3%	22%
2021-22	4%	21%
2022-23	4%	17%
2023-24	9%	16%



Out of School Suspension Events

	SCHOOL	DISTRICT
2020-21	33%	16%
2021-22	34%	19%
2022-23	44%	21%
2023-24	38%	23%



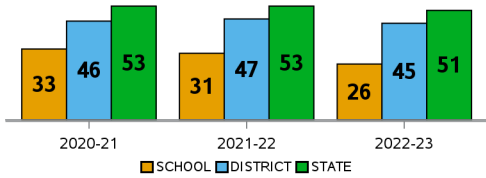
STUDENT PERFORMANCE

Achievement - Percentage of full-year enrolled students who achieved a passing score (level 3+).

Gain - Percentage of full-year enrolled students who achieved a learning gain from the prior year to the current year. No gains were reported in 2022-23.

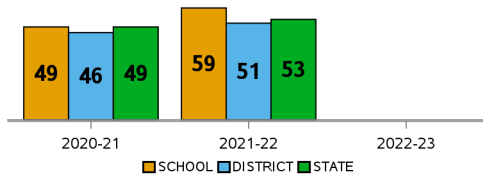
ELA Achievement

	SCHOOL	DISTRICT	STATE
2020-21	33	46	53
2021-22	31	47	53
2022-23	26	45	51



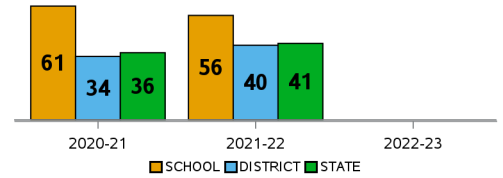
ELA Gains

	SCHOOL	DISTRICT	STATE
2020-21	49	46	49
2021-22	59	51	53



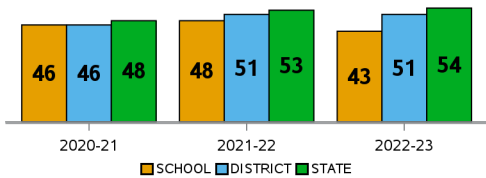
ELA Gains (Bottom Quartile)

	SCHOOL	DISTRICT	STATE
2020-21	61	34	36
2021-22	56	40	41



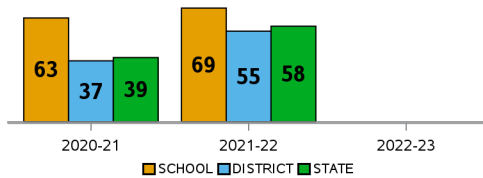
Math Achievement

	SCHOOL	DISTRICT	STATE
2020-21	46	46	48
2021-22	48	51	53
2022-23	43	51	54



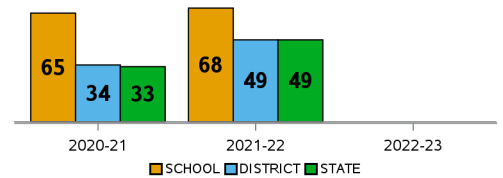
Math Gains

	SCHOOL	DISTRICT	STATE
2020-21	63	37	39
2021-22	69	55	58



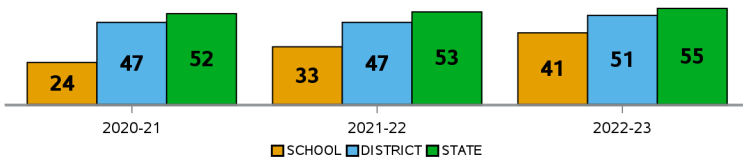
Math Gains (Bottom Quartile)

	SCHOOL	DISTRICT	STATE
2020-21	65	34	33
2021-22	68	49	49



Science Achievement

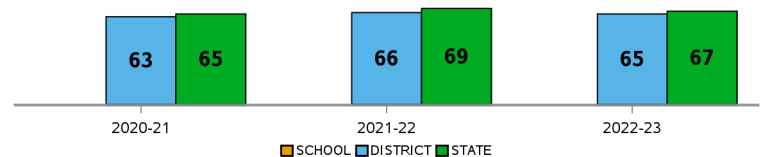
	SCHOOL	DISTRICT	STATE
2020-21	24	47	52
2021-22	33	47	53
2022-23	41	51	55



Social Studies Achievement

Only applies for Middle & High School

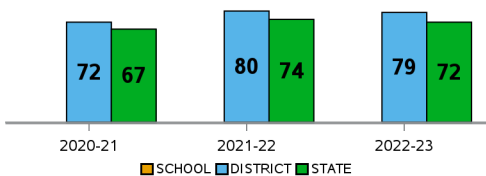
	DISTRICT	STATE
2020-21	63	65
2021-22	66	69
2022-23	65	67



Middle-School Acceleration

This is the percentage of 8th grade students who are proficient in a High School Honors Course, or earned an Industry Certification the prior year.

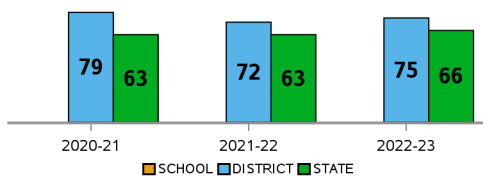
	DISTRICT	STATE
2020-21	72	67
2021-22	80	74
2022-23	79	72



College & Career Acceleration

Percentage of graduates who earned a Dual Enrollment College Credit, an Industry Certification or passed an AP, AICE, or IB exam.

	DISTRICT	STATE
2020-21	79	63
2021-22	72	63
2022-23	75	66



Four-Year Graduation Rate

Percentage of Cohort students who graduated within 4 years.

	DISTRICT	STATE
2020-21	90	90
2021-22	90	90
2022-23	86	88

