



# DUVAL COUNTY PUBLIC SCHOOLS JEAN RIBAUTL HIGH

3701 Winton Dr, Jacksonville, FL 32208-2998  
904-924-3092

School Hours: 7:00 AM - 2:10 PM Grades: 09-12



**SUPERINTENDENT**  
Dr. Dana Kriznar  
kriznard@duvalschools.org

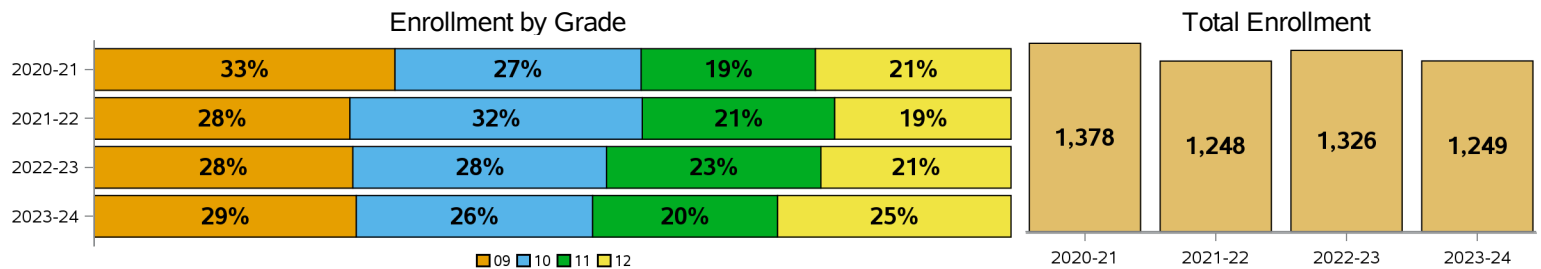
**BOARD MEMBER**  
Darryl Willie  
willied@duvalschools.org

**REGIONAL SUPERVISOR**  
Timothy Simmons  
simmonst@duvalschools.org

**PRINCIPAL**  
Dr. Gregory Bostic  
bosticg@duvalschools.org

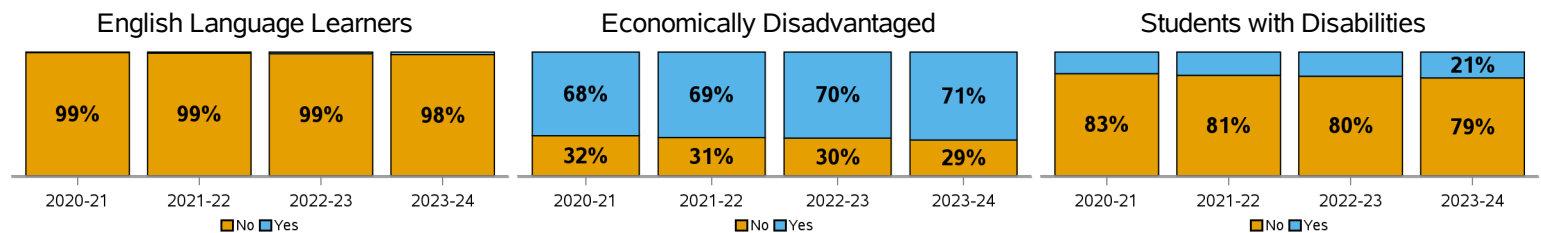
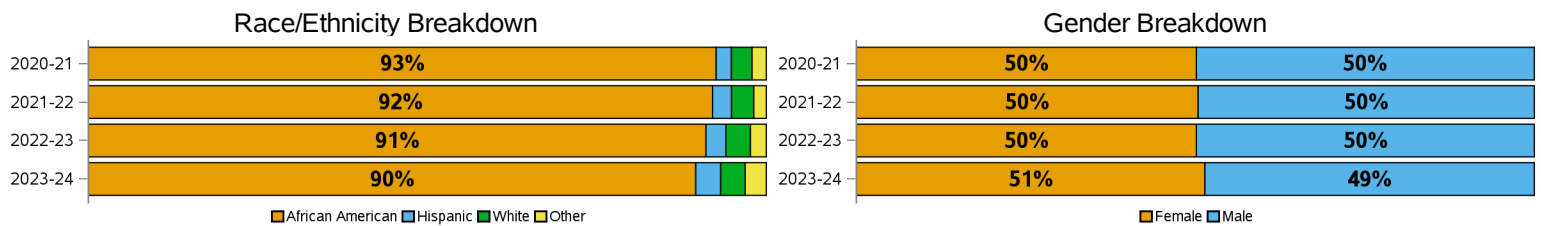
## ENROLLMENT

School Year	Enrollment	09	10	11	12
2020-21	1,378	452	370	262	294
2021-22	1,248	348	398	262	240
2022-23	1,326	374	367	310	275
2023-24	1,249	357	322	252	318



## DEMOGRAPHICS

School Year	African American	Hispanic	White	Other	Female	Male	English Language	Economically Disadvantaged	Student with Disabilities
2020-21	93%	2%	3%	2%	50%	50%	1%	68%	17%
2021-22	92%	3%	3%	2%	50%	50%	1%	69%	19%
2022-23	91%	3%	4%	2%	50%	50%	1%	70%	20%
2023-24	90%	4%	4%	3%	51%	49%	2%	71%	21%



## SCHOOL GRADES

School grades were optional for the 2020-21 school year. A missing grade means data is not available to report.

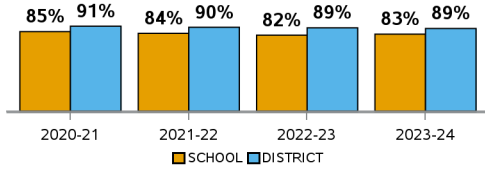
2020-21	2021-22	2022-23
	C	C

# SCHOOL CLIMATE

Suspension Event % is determined by the number of total Referrals that had an Internal/Out of School event as part of the Referral.

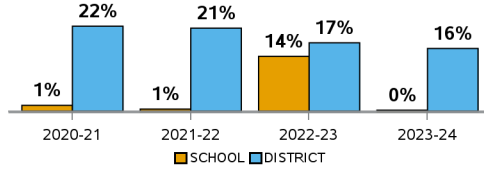
## Average Daily Attendance

	SCHOOL	DISTRICT
2020-21	85%	91%
2021-22	84%	90%
2022-23	82%	89%
2023-24	83%	89%



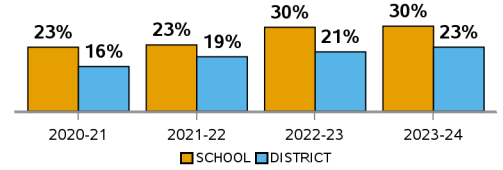
## Internal Suspension Events

	SCHOOL	DISTRICT
2020-21	1%	22%
2021-22	1%	21%
2022-23	14%	17%
2023-24	0%	16%



## Out of School Suspension Events

	SCHOOL	DISTRICT
2020-21	23%	16%
2021-22	23%	19%
2022-23	30%	21%
2023-24	30%	23%



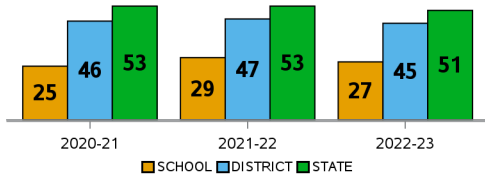
# STUDENT PERFORMANCE

Achievement - Percentage of full-year enrolled students who achieved a passing score (level 3+).

Gain - Percentage of full-year enrolled students who achieved a learning gain from the prior year to the current year. No gains were reported in 2022-23.

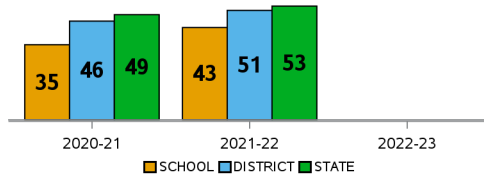
## ELA Achievement

	SCHOOL	DISTRICT	STATE
2020-21	25	46	53
2021-22	29	47	53
2022-23	27	45	51



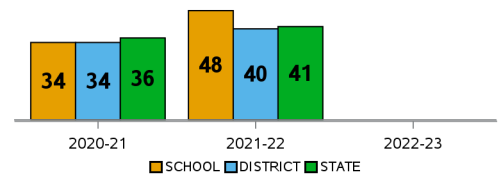
## ELA Gains

	SCHOOL	DISTRICT	STATE
2020-21	35	46	49
2021-22	43	51	53



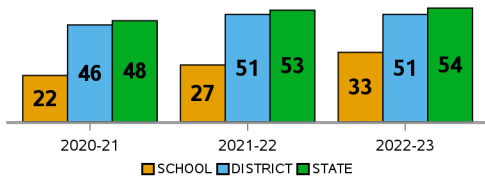
## ELA Gains (Bottom Quartile)

	SCHOOL	DISTRICT	STATE
2020-21	34	34	36
2021-22	48	40	41



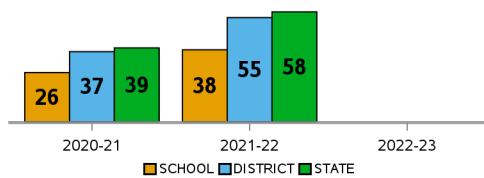
## Math Achievement

	SCHOOL	DISTRICT	STATE
2020-21	22	46	48
2021-22	27	51	53
2022-23	33	51	54



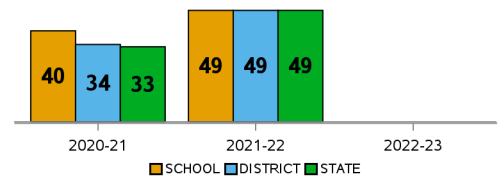
## Math Gains

	SCHOOL	DISTRICT	STATE
2020-21	26	37	39
2021-22	38	55	58



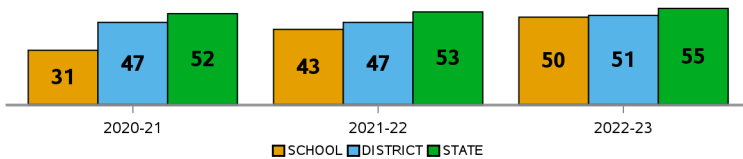
## Math Gains (Bottom Quartile)

	SCHOOL	DISTRICT	STATE
2020-21	40	34	33
2021-22	49	49	49



## Science Achievement

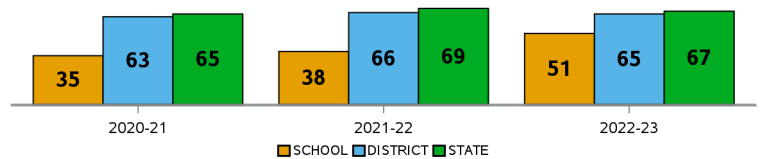
	SCHOOL	DISTRICT	STATE
2020-21	31	47	52
2021-22	43	47	53
2022-23	50	51	55



## Social Studies Achievement

Only applies for Middle & High School

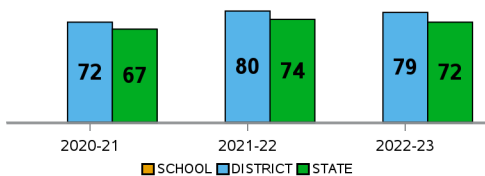
	SCHOOL	DISTRICT	STATE
2020-21	35	63	65
2021-22	38	66	69
2022-23	51	65	67



## Middle-School Acceleration

This is the percentage of 8th grade students who are proficient in a High School Honors Course, or earned an Industry Certification the prior year.

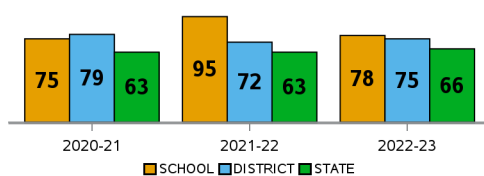
	DISTRICT	STATE
2020-21	72	67
2021-22	80	74
2022-23	79	72



## College & Career Acceleration

Percentage of graduates who earned a Dual Enrollment College Credit, an Industry Certification or passed an AP, AICE, or IB exam.

	SCHOOL	DISTRICT	STATE
2020-21	75	79	63
2021-22	95	72	63
2022-23	78	75	66



## Four-Year Graduation Rate

Percentage of Cohort students who graduated within 4 years.

	SCHOOL	DISTRICT	STATE
2020-21	93	90	90
2021-22	75	90	90
2022-23	88	86	88

