



**DUVAL COUNTY PUBLIC SCHOOLS
HIGHLANDS ELEMENTARY**
1000 Depaul Dr, Jacksonville, FL 32218-5411
904-696-8754



School Hours: 8:30 AM - 3:00 PM Grades: PK-05

SUPERINTENDENT
Christopher Bernier
bernierc@duvalschools.org

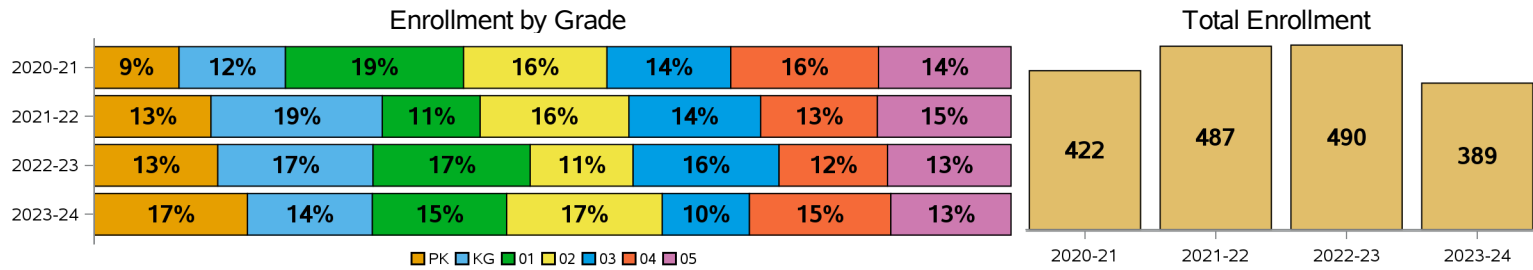
BOARD MEMBER
Darryl Willie
willied@duvalschools.org

REGIONAL SUPERVISOR
Latrese Fann
fannl@duvalschools.org

PRINCIPAL
Natalya Richie
richien1@duvalschools.org

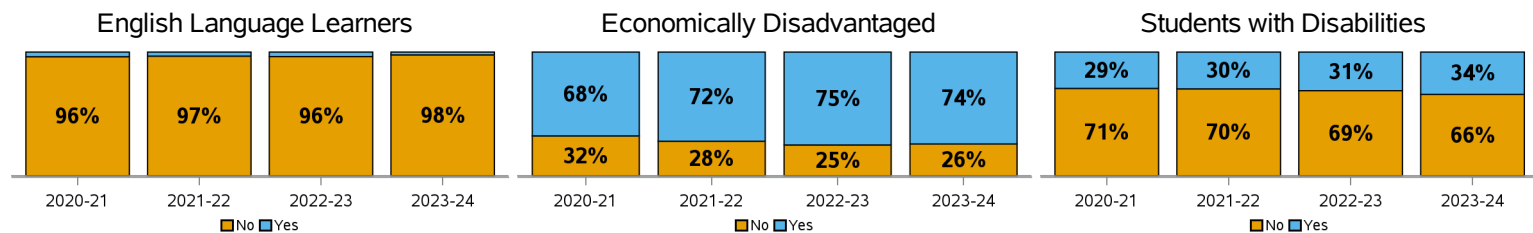
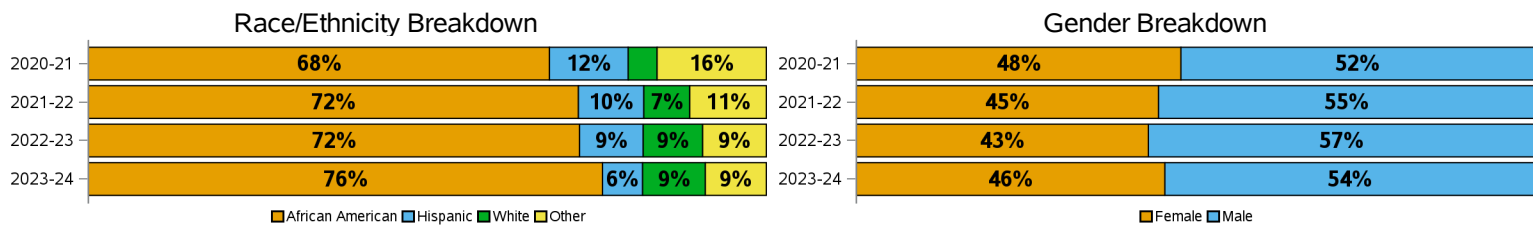
ENROLLMENT

School Year	Enrollment	PK	KG	01	02	03	04	05
2020-21	422	39	49	82	66	57	68	61
2021-22	487	62	91	52	79	70	62	71
2022-23	490	66	83	84	55	78	58	66
2023-24	389	65	53	57	66	37	60	51



DEMOGRAPHICS

School Year	African American	Hispanic	White	Other	Female	Male	English Language	Economically Disadvantaged	Student with Disabilities
2020-21	68%	12%	4%	16%	48%	52%	4%	68%	29%
2021-22	72%	10%	7%	11%	45%	55%	3%	72%	30%
2022-23	72%	9%	9%	9%	43%	57%	4%	75%	31%
2023-24	76%	6%	9%	9%	46%	54%	2%	74%	34%



SCHOOL GRADES

School grades were optional for the 2020-21 school year. A missing grade means data is not available to report.

2020-21	2021-22	2022-23
	C	C

SCHOOL CLIMATE

Suspension Event % is determined by the number of total Referrals that had an Internal/Out of School event as part of the Referral.

Average Daily Attendance

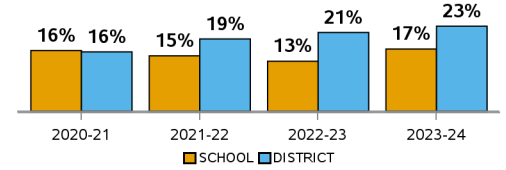
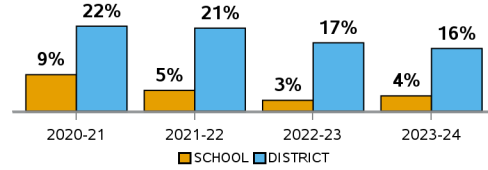
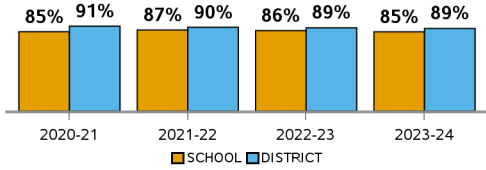
	SCHOOL	DISTRICT
2020-21	85%	91%
2021-22	87%	90%
2022-23	86%	89%
2023-24	85%	89%

Internal Suspension Events

	SCHOOL	DISTRICT
2020-21	9%	22%
2021-22	5%	21%
2022-23	3%	17%
2023-24	4%	16%

Out of School Suspension Events

	SCHOOL	DISTRICT
2020-21	16%	16%
2021-22	15%	19%
2022-23	13%	21%
2023-24	17%	23%



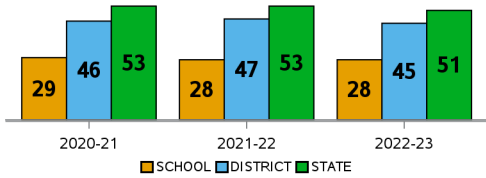
STUDENT PERFORMANCE

Achievement - Percentage of full-year enrolled students who achieved a passing score (level 3+).

Gain - Percentage of full-year enrolled students who achieved a learning gain from the prior year to the current year. No gains were reported in 2022-23.

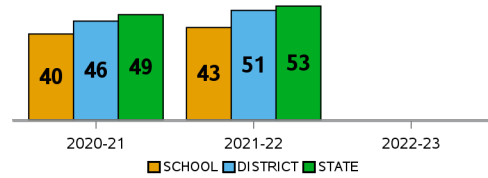
ELA Achievement

	SCHOOL	DISTRICT	STATE
2020-21	29	46	53
2021-22	28	47	53
2022-23	28	45	51



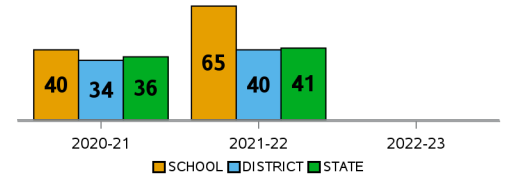
ELA Gains

	SCHOOL	DISTRICT	STATE
2020-21	40	46	49
2021-22	43	51	53



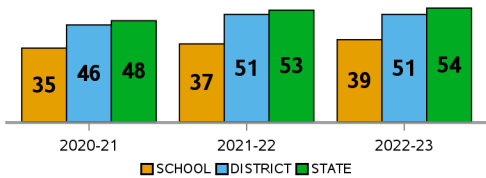
ELA Gains (Bottom Quartile)

	SCHOOL	DISTRICT	STATE
2020-21	40	34	36
2021-22	65	40	41



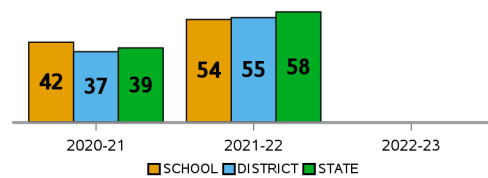
Math Achievement

	SCHOOL	DISTRICT	STATE
2020-21	35	46	48
2021-22	37	51	53
2022-23	39	51	54



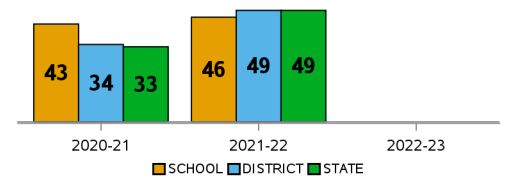
Math Gains

	SCHOOL	DISTRICT	STATE
2020-21	42	37	39
2021-22	54	55	58



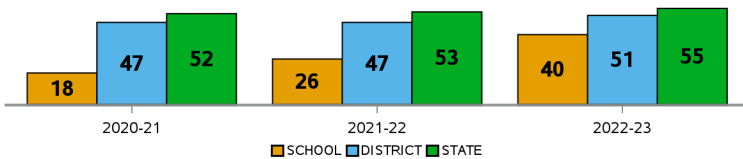
Math Gains (Bottom Quartile)

	SCHOOL	DISTRICT	STATE
2020-21	43	34	33
2021-22	46	49	49



Science Achievement

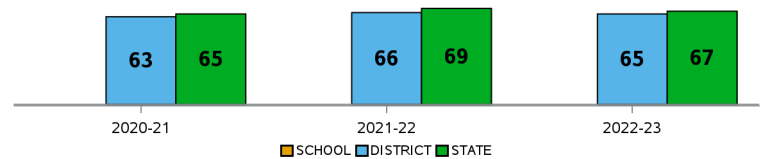
	SCHOOL	DISTRICT	STATE
2020-21	18	47	52
2021-22	26	47	53
2022-23	40	51	55



Social Studies Achievement

Only applies for Middle & High School

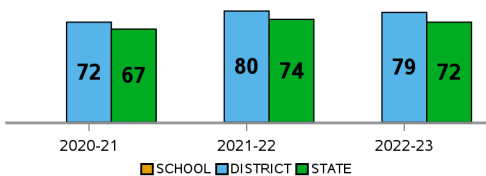
	DISTRICT	STATE
2020-21	63	65
2021-22	66	69
2022-23	65	67



Middle-School Acceleration

This is the percentage of 8th grade students who are proficient in a High School Honors Course, or earned an Industry Certification the prior year.

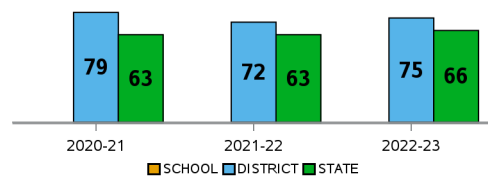
	DISTRICT	STATE
2020-21	72	67
2021-22	80	74
2022-23	79	72



College & Career Acceleration

Percentage of graduates who earned a Dual Enrollment College Credit, an Industry Certification or passed an AP, AICE, or IB exam.

	DISTRICT	STATE
2020-21	79	63
2021-22	72	63
2022-23	75	66



Four-Year Graduation Rate

Percentage of Cohort students who graduated within 4 years.

	DISTRICT	STATE
2020-21	90	90
2021-22	90	90
2022-23	86	88

