



**DUVAL COUNTY PUBLIC SCHOOLS
NORTHWESTERN LEGENDS ELEMENTARY**
2100 W 45th St, Jacksonville, FL 32209-3099
904-924-3100



School Hours: 9:00 AM - 3:30 PM Grades: PK-05

SUPERINTENDENT
Christopher Bernier
bernierc@duvalschools.org

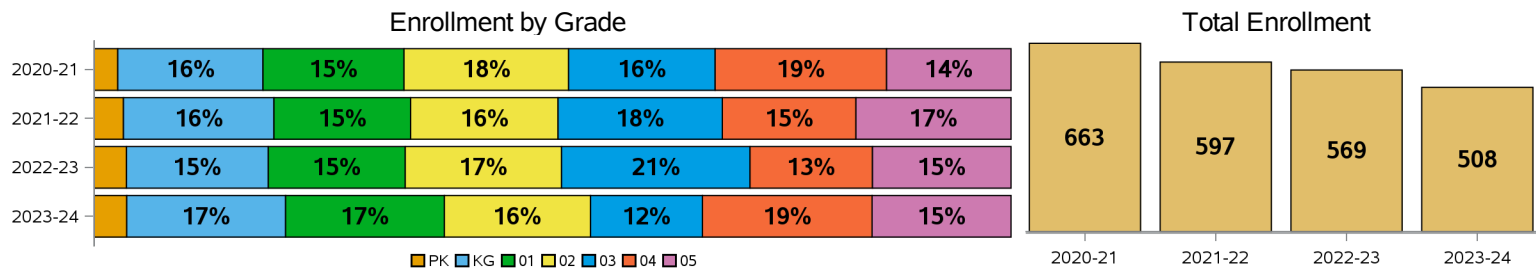
BOARD MEMBER
Darryl Willie
willied@duvalschools.org

REGIONAL SUPERVISOR
Latrese Fann
fannl@duvalschools.org

PRINCIPAL
Kimberly Brown
brownk1@duvalschools.org

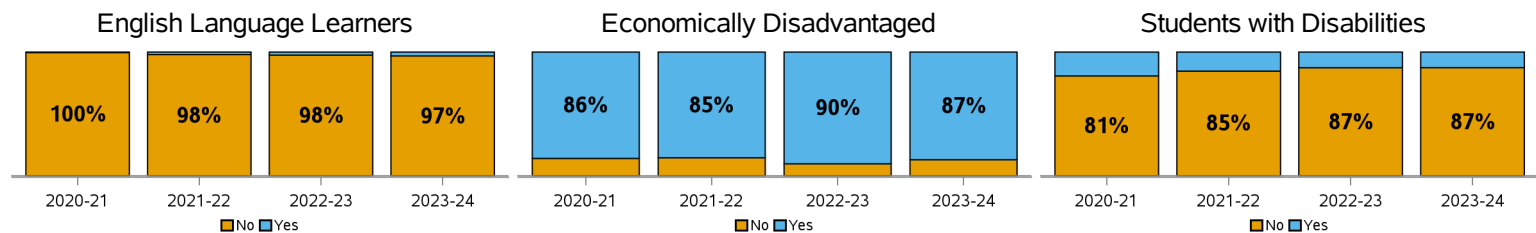
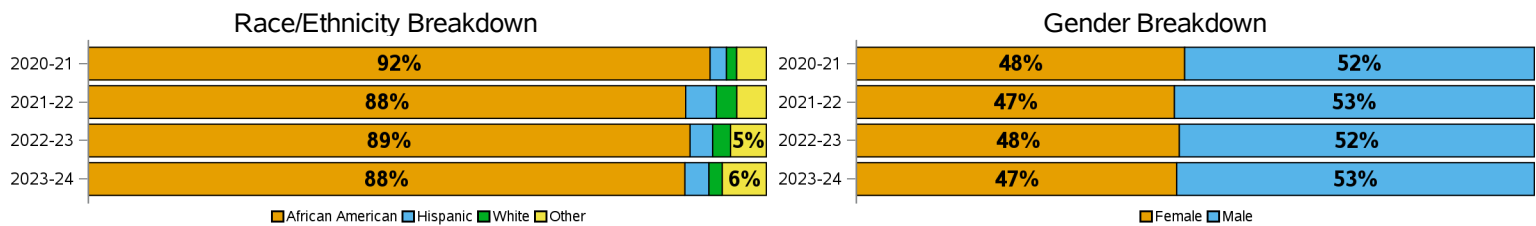
ENROLLMENT

School Year	Enrollment	PK	KG	01	02	03	04	05
2020-21	663	17	105	102	119	106	124	90
2021-22	597	19	98	89	96	107	87	101
2022-23	569	20	88	85	97	117	76	86
2023-24	508	18	88	88	81	62	94	77



DEMOGRAPHICS

School Year	African American	Hispanic	White	Other	Female	Male	English Language	Economically Disadvantaged	Student with Disabilities
2020-21	92%	2%	2%	4%	48%	52%	0%	86%	19%
2021-22	88%	5%	3%	4%	47%	53%	2%	85%	15%
2022-23	89%	3%	3%	5%	48%	52%	2%	90%	13%
2023-24	88%	4%	2%	6%	47%	53%	3%	87%	13%



SCHOOL GRADES

School grades were optional for the 2020-21 school year. A missing grade means data is not available to report.

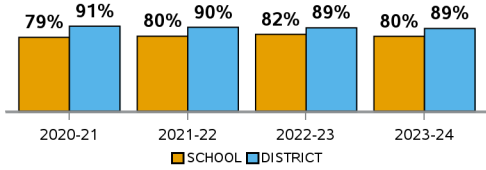
2020-21	2021-22	2022-23
	D	F

SCHOOL CLIMATE

Suspension Event % is determined by the number of total Referrals that had an Internal/Out of School event as part of the Referral.

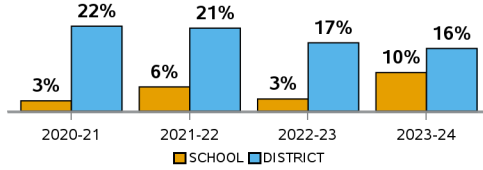
Average Daily Attendance

	SCHOOL	DISTRICT
2020-21	79%	91%
2021-22	80%	90%
2022-23	82%	89%
2023-24	80%	89%



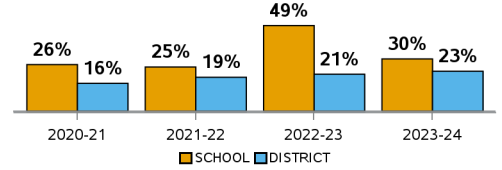
Internal Suspension Events

	SCHOOL	DISTRICT
2020-21	3%	22%
2021-22	6%	21%
2022-23	3%	17%
2023-24	10%	16%



Out of School Suspension Events

	SCHOOL	DISTRICT
2020-21	26%	16%
2021-22	25%	19%
2022-23	49%	21%
2023-24	30%	23%



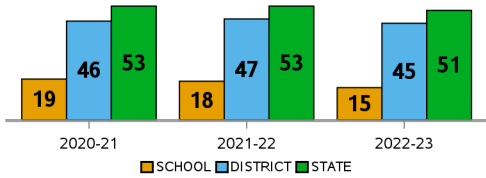
STUDENT PERFORMANCE

Achievement - Percentage of full-year enrolled students who achieved a passing score (level 3+).

Gain - Percentage of full-year enrolled students who achieved a learning gain from the prior year to the current year. No gains were reported in 2022-23.

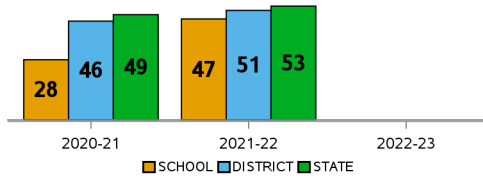
ELA Achievement

	SCHOOL	DISTRICT	STATE
2020-21	19	46	53
2021-22	18	47	53
2022-23	15	45	51



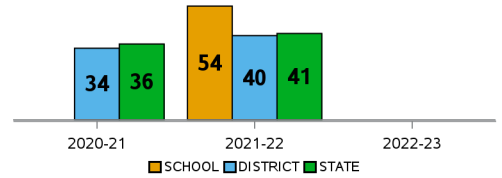
ELA Gains

	SCHOOL	DISTRICT	STATE
2020-21	28	46	49
2021-22	47	51	53



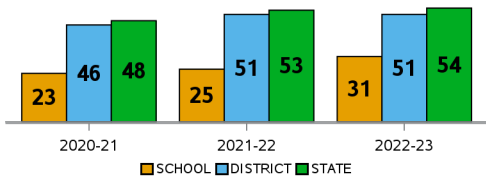
ELA Gains (Bottom Quartile)

	SCHOOL	DISTRICT	STATE
2020-21	.	34	36
2021-22	54	40	41



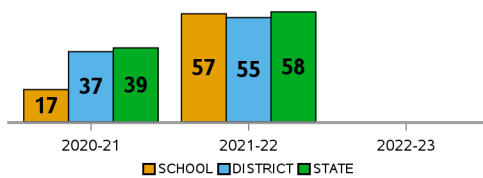
Math Achievement

	SCHOOL	DISTRICT	STATE
2020-21	23	46	48
2021-22	25	51	53
2022-23	31	51	54



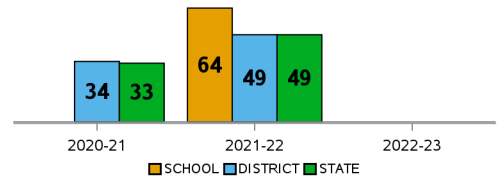
Math Gains

	SCHOOL	DISTRICT	STATE
2020-21	17	37	39
2021-22	57	55	58



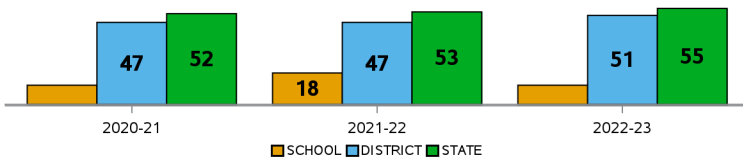
Math Gains (Bottom Quartile)

	SCHOOL	DISTRICT	STATE
2020-21	.	34	33
2021-22	64	49	49



Science Achievement

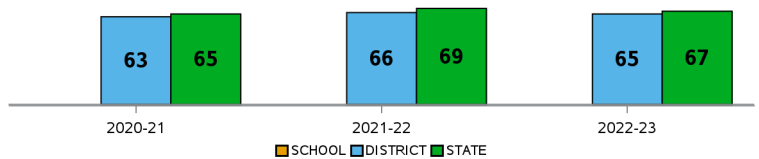
	SCHOOL	DISTRICT	STATE
2020-21	11	47	52
2021-22	18	47	53
2022-23	11	51	55



Social Studies Achievement

Only applies for Middle & High School

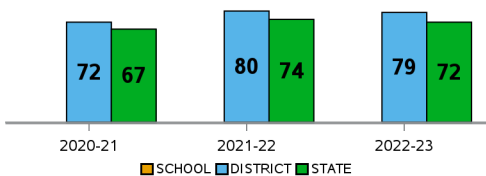
	DISTRICT	STATE
2020-21	63	65
2021-22	66	69
2022-23	65	67



Middle-School Acceleration

This is the percentage of 8th grade students who are proficient in a High School Honors Course, or earned an Industry Certification the prior year.

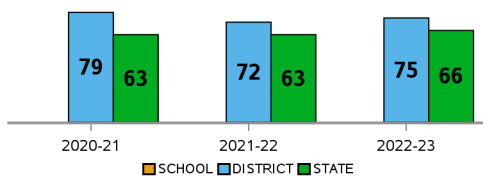
	DISTRICT	STATE
2020-21	72	67
2021-22	80	74
2022-23	79	72



College & Career Acceleration

Percentage of graduates who earned a Dual Enrollment College Credit, an Industry Certification or passed an AP, AICE, or IB exam.

	DISTRICT	STATE
2020-21	79	63
2021-22	72	63
2022-23	75	66



Four-Year Graduation Rate

Percentage of Cohort students who graduated within 4 years.

	DISTRICT	STATE
2020-21	90	90
2021-22	90	90
2022-23	86	88

