



DUVAL COUNTY PUBLIC SCHOOLS
JAMES WELDON JOHNSON MIDDLE
 3276 Norman Thagard Blvd, Jacksonville, FL 32254-1765
 904-693-7600



School Hours: 8:10 AM - 2:55 PM Grades: 06-08

SUPERINTENDENT
 Christopher Bernier
 bernierc@duvalschools.org

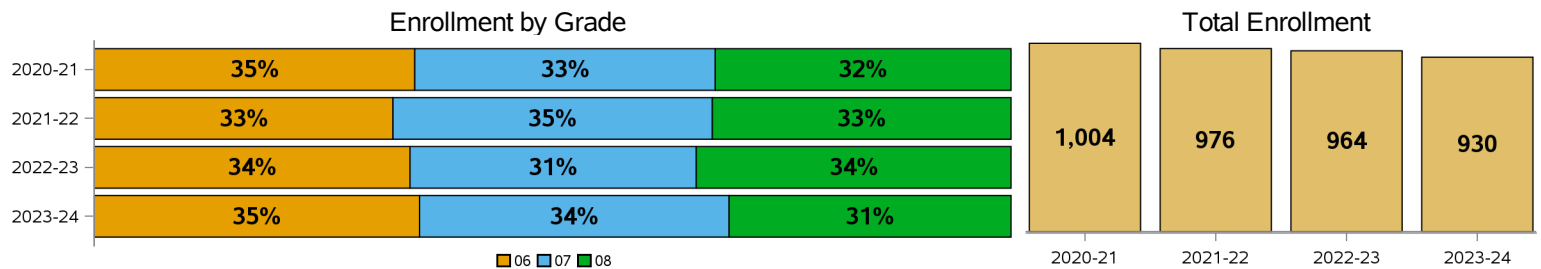
BOARD MEMBER
 Warren Jones
 jonesw2@duvalschools.org

REGIONAL SUPERVISOR
 Dr. Denise Hall
 halld@duvalschools.org

PRINCIPAL
 James Stuckey
 stuckeyj@duvalschools.org

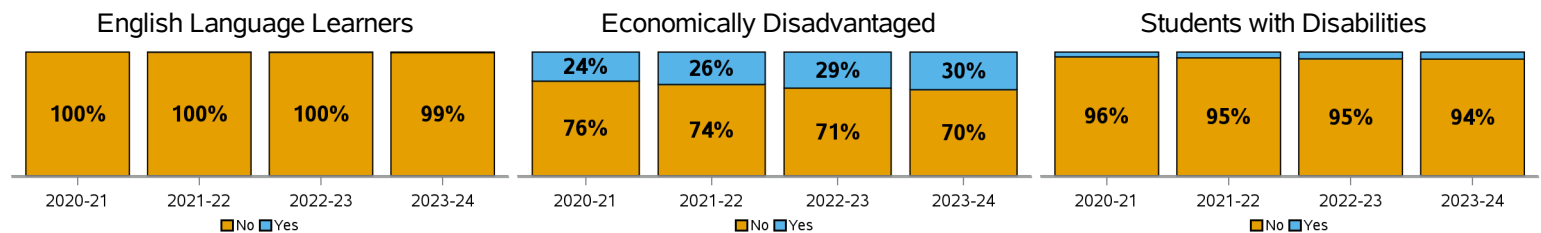
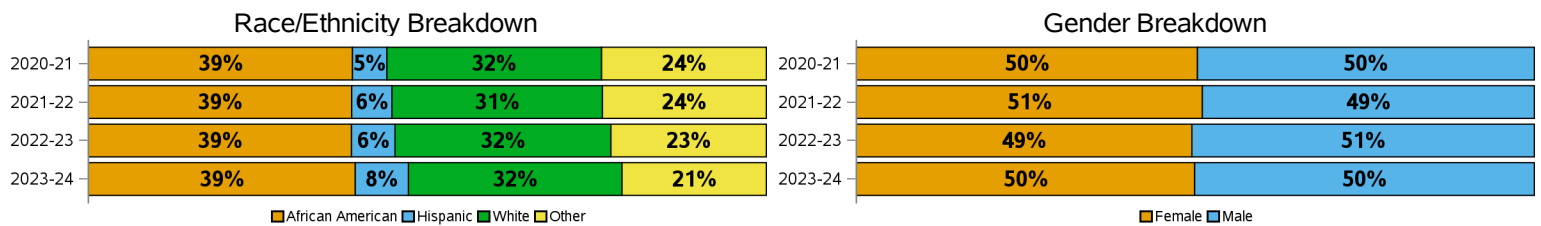
ENROLLMENT

School Year	Enrollment	06	07	08
2020-21	1,004	351	329	324
2021-22	976	318	340	318
2022-23	964	332	301	331
2023-24	930	330	314	286



DEMOGRAPHICS

School Year	African American	Hispanic	White	Other	Female	Male	English Language	Economically Disadvantaged	Student with Disabilities
2020-21	39%	5%	32%	24%	50%	50%	0%	24%	4%
2021-22	39%	6%	31%	24%	51%	49%	0%	26%	5%
2022-23	39%	6%	32%	23%	49%	51%	0%	29%	5%
2023-24	39%	8%	32%	21%	50%	50%	1%	30%	6%



SCHOOL GRADES

School grades were optional for the 2020-21 school year. A missing grade means data is not available to report.

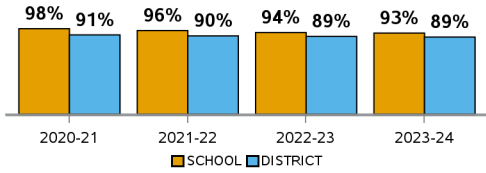
2020-21	2021-22	2022-23
	A	A

SCHOOL CLIMATE

Suspension Event % is determined by the number of total Referrals that had an Internal/Out of School event as part of the Referral.

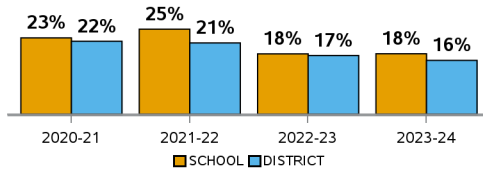
Average Daily Attendance

	SCHOOL	DISTRICT
2020-21	98%	91%
2021-22	96%	90%
2022-23	94%	89%
2023-24	93%	89%



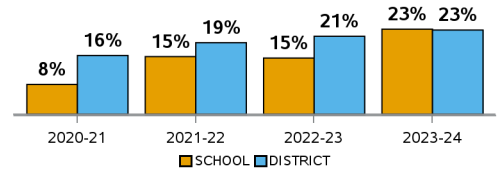
Internal Suspension Events

	SCHOOL	DISTRICT
2020-21	23%	22%
2021-22	25%	21%
2022-23	18%	17%
2023-24	18%	16%



Out of School Suspension Events

	SCHOOL	DISTRICT
2020-21	8%	16%
2021-22	15%	19%
2022-23	15%	21%
2023-24	23%	23%



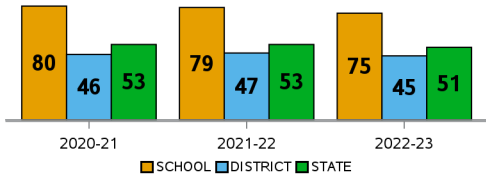
STUDENT PERFORMANCE

Achievement - Percentage of full-year enrolled students who achieved a passing score (level 3+).

Gain - Percentage of full-year enrolled students who achieved a learning gain from the prior year to the current year. No gains were reported in 2022-23.

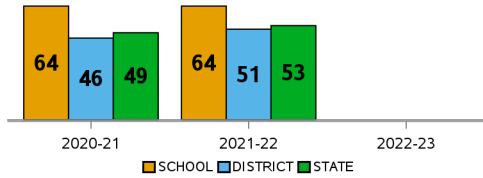
ELA Achievement

	SCHOOL	DISTRICT	STATE
2020-21	80	46	53
2021-22	79	47	53
2022-23	75	45	51



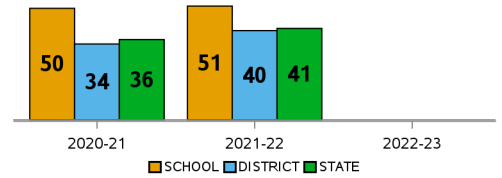
ELA Gains

	SCHOOL	DISTRICT	STATE
2020-21	64	46	49
2021-22	64	51	53



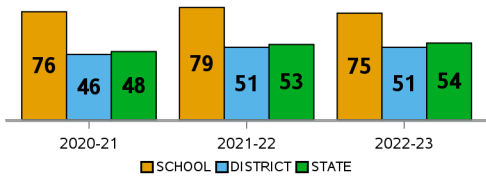
ELA Gains (Bottom Quartile)

	SCHOOL	DISTRICT	STATE
2020-21	50	34	36
2021-22	51	40	41



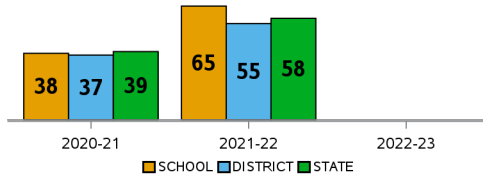
Math Achievement

	SCHOOL	DISTRICT	STATE
2020-21	76	46	48
2021-22	79	51	53
2022-23	75	51	54



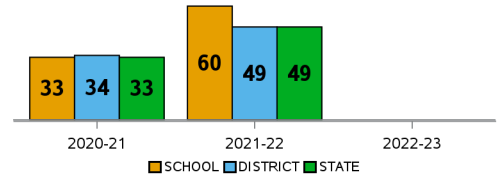
Math Gains

	SCHOOL	DISTRICT	STATE
2020-21	38	37	39
2021-22	65	55	58



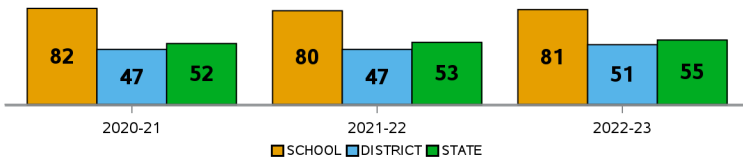
Math Gains (Bottom Quartile)

	SCHOOL	DISTRICT	STATE
2020-21	33	34	33
2021-22	60	49	49



Science Achievement

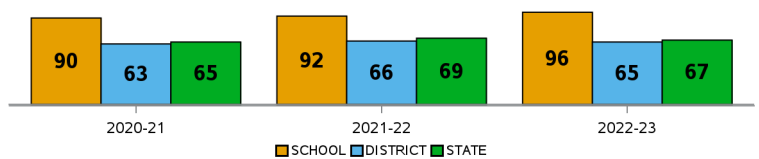
	SCHOOL	DISTRICT	STATE
2020-21	82	47	52
2021-22	80	47	53
2022-23	81	51	55



Social Studies Achievement

Only applies for Middle & High School

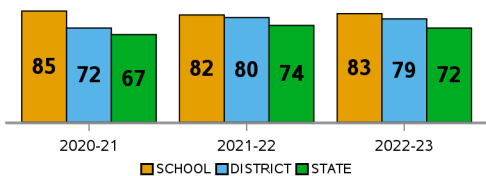
	SCHOOL	DISTRICT	STATE
2020-21	90	63	65
2021-22	92	66	69
2022-23	96	65	67



Middle-School Acceleration

This is the percentage of 8th grade students who are proficient in a High School Honors Course, or earned an Industry Certification the prior year.

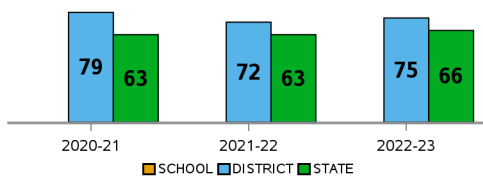
	SCHOOL	DISTRICT	STATE
2020-21	85	72	67
2021-22	82	80	74
2022-23	83	79	72



College & Career Acceleration

Percentage of graduates who earned a Dual Enrollment College Credit, an Industry Certification or passed an AP, AICE, or IB exam.

	DISTRICT	STATE
2020-21	79	63
2021-22	72	63
2022-23	75	66



Four-Year Graduation Rate

Percentage of Cohort students who graduated within 4 years.

	DISTRICT	STATE
2020-21	90	90
2021-22	90	90
2022-23	86	88

