



DUVAL COUNTY PUBLIC SCHOOLS STANTON COLLEGE PREPARATORY



1149 W 13th St, Jacksonville, FL 32209-5699
904-630-6760

School Hours: 8:10 AM - 2:55 PM Grades: 09-12

SUPERINTENDENT
Dr. Dana Kriznar
kriznard@duvalschools.org

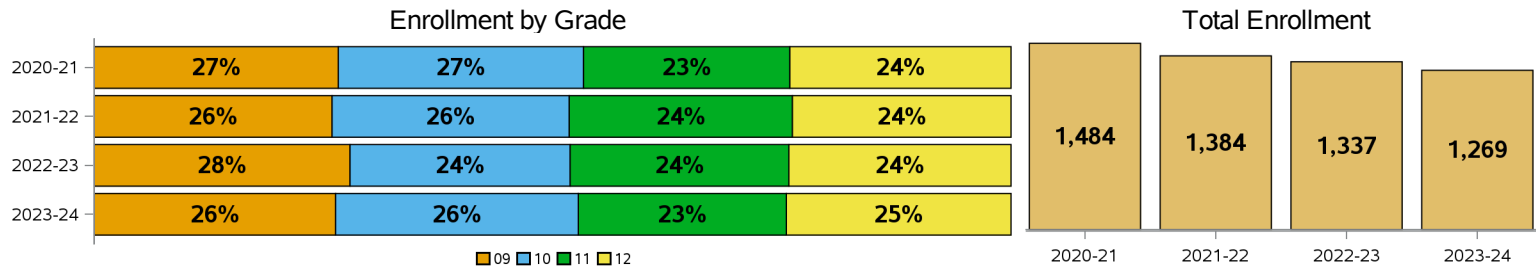
BOARD MEMBER
Darryl Willie
willied@duvalschools.org

REGIONAL SUPERVISOR
Timothy Simmons
simmonst@duvalschools.org

PRINCIPAL
Nongongoma Majova
majovan@duvalschools.org

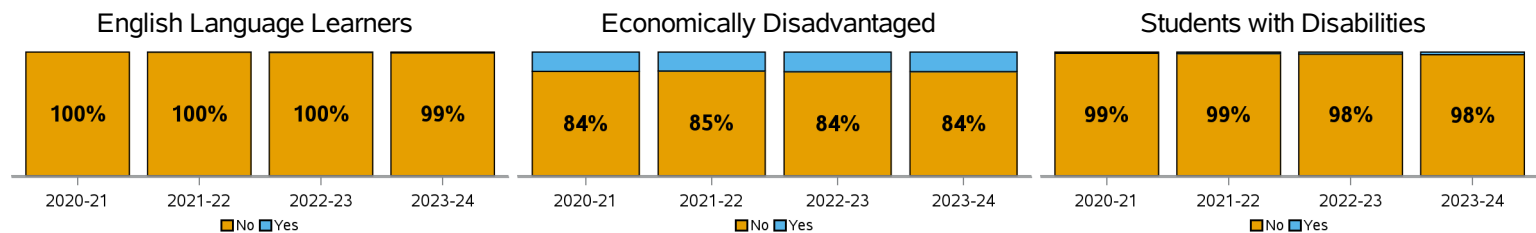
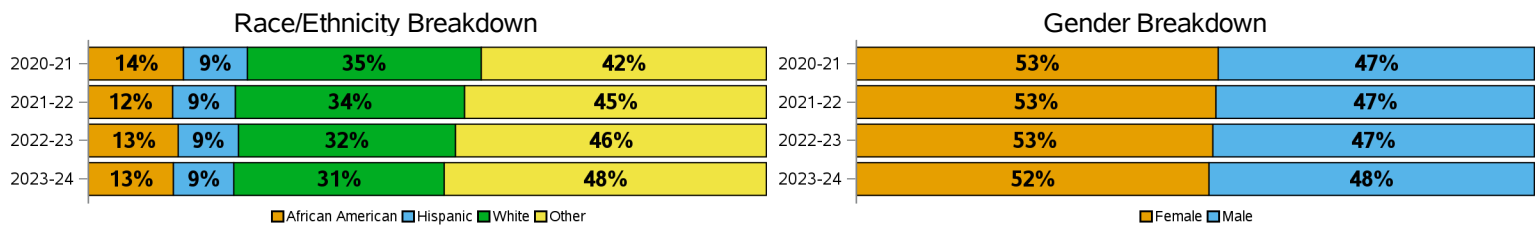
ENROLLMENT

School Year	Enrollment	09	10	11	12
2020-21	1,484	395	397	334	358
2021-22	1,384	359	358	337	330
2022-23	1,337	373	321	319	324
2023-24	1,269	334	336	288	311



DEMOGRAPHICS

School Year	African American	Hispanic	White	Other	Female	Male	English Language	Economically Disadvantaged	Student with Disabilities
2020-21	14%	9%	35%	42%	53%	47%	0%	16%	1%
2021-22	12%	9%	34%	45%	53%	47%	0%	15%	1%
2022-23	13%	9%	32%	46%	53%	47%	0%	16%	2%
2023-24	13%	9%	31%	48%	52%	48%	1%	16%	2%



SCHOOL GRADES

School grades were optional for the 2020-21 school year. A missing grade means data is not available to report.

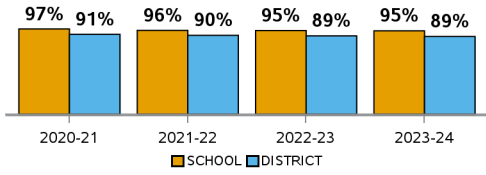
2020-21	2021-22	2022-23
	A	A

SCHOOL CLIMATE

Suspension Event % is determined by the number of total Referrals that had an Internal/Out of School event as part of the Referral.

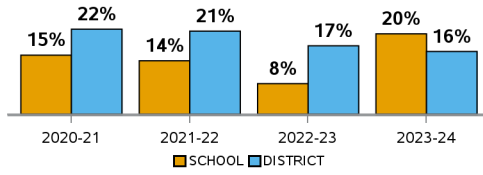
Average Daily Attendance

	SCHOOL	DISTRICT
2020-21	97%	91%
2021-22	96%	90%
2022-23	95%	89%
2023-24	95%	89%



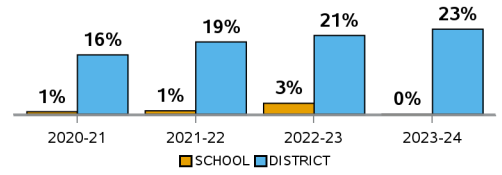
Internal Suspension Events

	SCHOOL	DISTRICT
2020-21	15%	22%
2021-22	14%	21%
2022-23	8%	17%
2023-24	20%	16%



Out of School Suspension Events

	SCHOOL	DISTRICT
2020-21	1%	16%
2021-22	1%	19%
2022-23	3%	21%
2023-24	0%	23%



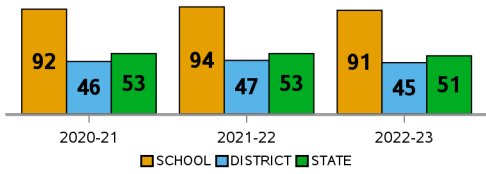
STUDENT PERFORMANCE

Achievement - Percentage of full-year enrolled students who achieved a passing score (level 3+).

Gain - Percentage of full-year enrolled students who achieved a learning gain from the prior year to the current year. No gains were reported in 2022-23.

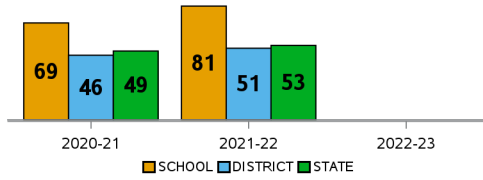
ELA Achievement

	SCHOOL	DISTRICT	STATE
2020-21	92	46	53
2021-22	94	47	53
2022-23	91	45	51



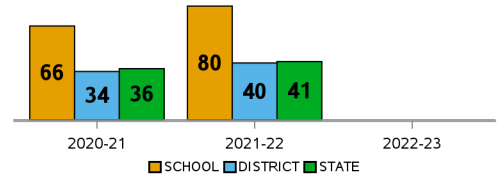
ELA Gains

	SCHOOL	DISTRICT	STATE
2020-21	69	46	49
2021-22	81	51	53



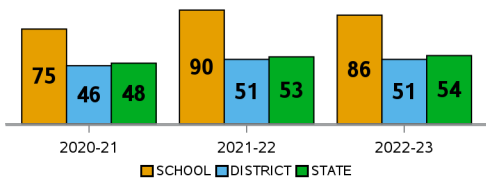
ELA Gains (Bottom Quartile)

	SCHOOL	DISTRICT	STATE
2020-21	66	34	36
2021-22	80	40	41



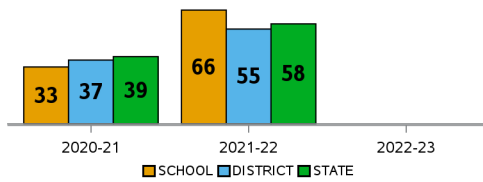
Math Achievement

	SCHOOL	DISTRICT	STATE
2020-21	75	46	48
2021-22	90	51	53
2022-23	86	51	54



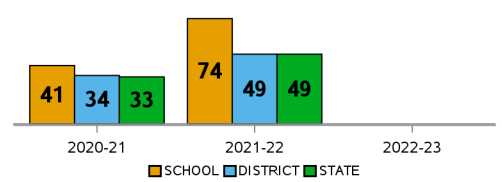
Math Gains

	SCHOOL	DISTRICT	STATE
2020-21	33	37	39
2021-22	66	55	58



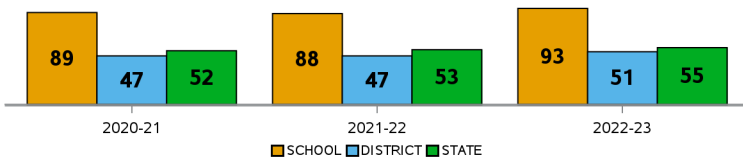
Math Gains (Bottom Quartile)

	SCHOOL	DISTRICT	STATE
2020-21	41	34	33
2021-22	74	49	49



Science Achievement

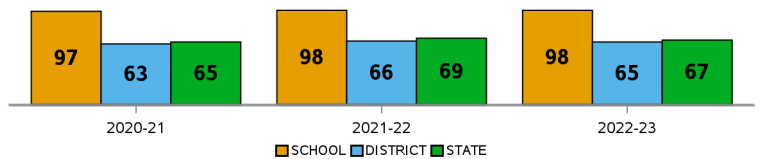
	SCHOOL	DISTRICT	STATE
2020-21	89	47	52
2021-22	88	47	53
2022-23	93	51	55



Social Studies Achievement

Only applies for Middle & High School

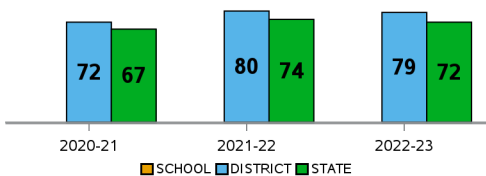
	SCHOOL	DISTRICT	STATE
2020-21	97	63	65
2021-22	98	66	69
2022-23	98	65	67



Middle-School Acceleration

This is the percentage of 8th grade students who are proficient in a High School Honors Course, or earned an Industry Certification the prior year.

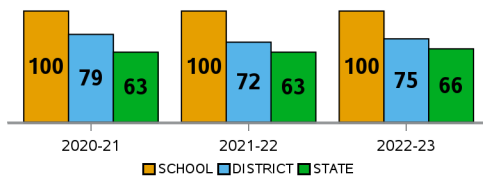
	DISTRICT	STATE
2020-21	72	67
2021-22	80	74
2022-23	79	72



College & Career Acceleration

Percentage of graduates who earned a Dual Enrollment College Credit, an Industry Certification or passed an AP, AICE, or IB exam.

	SCHOOL	DISTRICT	STATE
2020-21	100	79	63
2021-22	100	72	63
2022-23	100	75	66



Four-Year Graduation Rate

Percentage of Cohort students who graduated within 4 years.

	SCHOOL	DISTRICT	STATE
2020-21	100	90	90
2021-22	100	90	90
2022-23	99	86	88

