



DUVAL COUNTY PUBLIC SCHOOLS YOUNG WOMENS LEADERSHIP ACADEMY (YWLA)/YOUNG



900 Acorn St, Jacksonville, FL 32209
904-630-6900

School Hours: 8:53 AM - 3:25 PM Grades: 06-08

SUPERINTENDENT
Dr. Dana Kriznar
kriznard@duvalschools.org

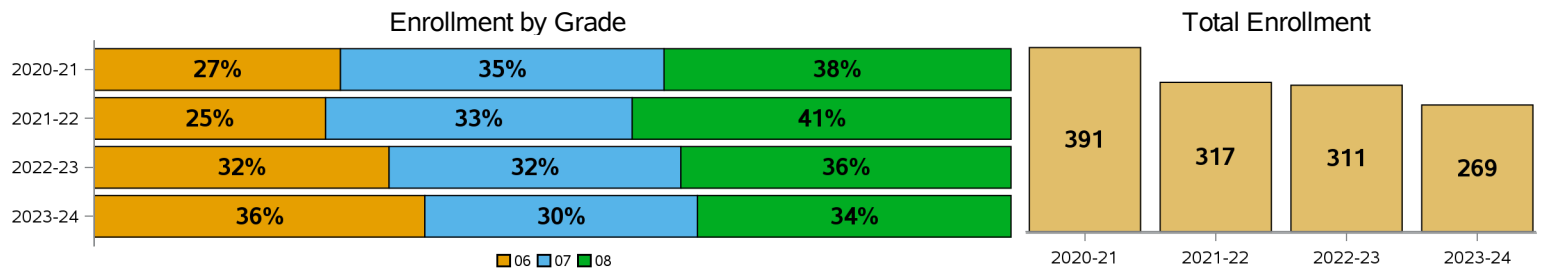
BOARD MEMBER
Warren Jones
jonesw2@duvalschools.org

REGIONAL SUPERVISOR
Dr. Denise Hall
halld@duvalschools.org

PRINCIPAL
Tamara Feagins
feaginst1@duvalschools.org

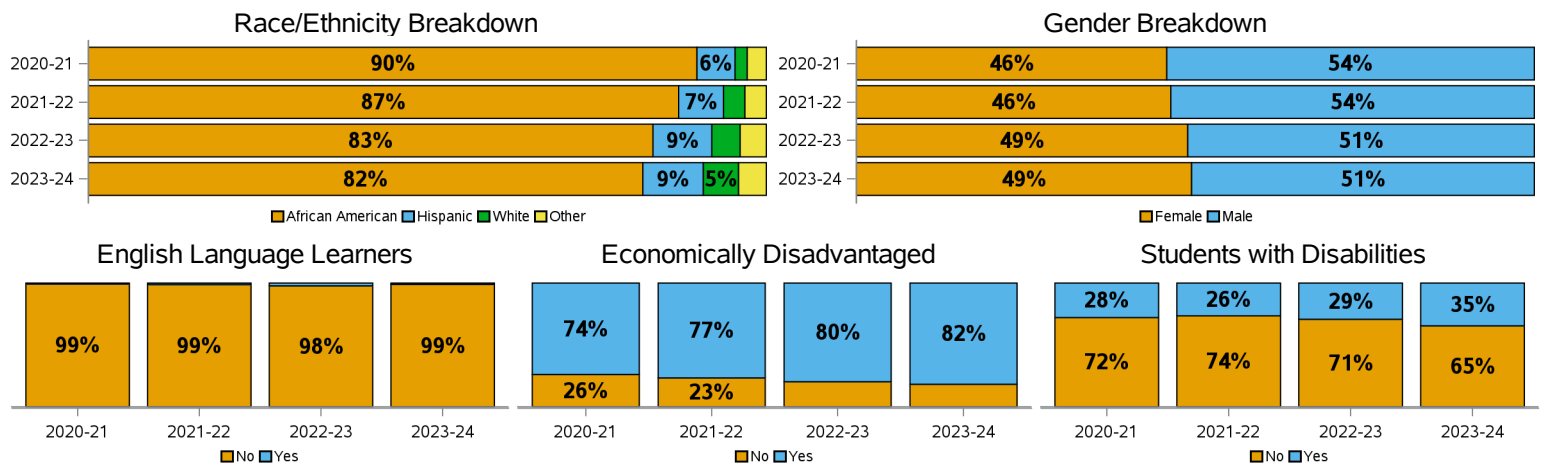
ENROLLMENT

School Year	Enrollment	06	07	08
2020-21	391	105	138	148
2021-22	317	80	106	131
2022-23	311	100	99	112
2023-24	269	97	80	92



DEMOGRAPHICS

School Year	African American	Hispanic	White	Other	Female	Male	English Language	Economically Disadvantaged	Student with Disabilities
2020-21	90%	6%	2%	3%	46%	54%	1%	74%	28%
2021-22	87%	7%	3%	3%	46%	54%	1%	77%	26%
2022-23	83%	9%	4%	4%	49%	51%	2%	80%	29%
2023-24	82%	9%	5%	4%	49%	51%	1%	82%	35%



SCHOOL GRADES

School grades were optional for the 2020-21 school year. A missing grade means data is not available to report.

2020-21	2021-22	2022-23
	C	D

SCHOOL CLIMATE

Suspension Event % is determined by the number of total Referrals that had an Internal/Out of School event as part of the Referral.

Average Daily Attendance

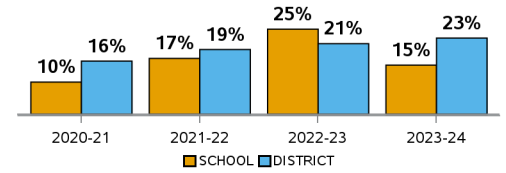
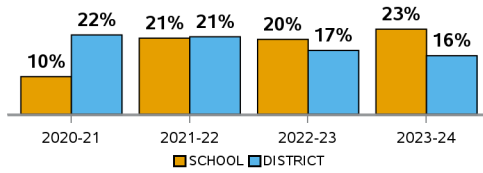
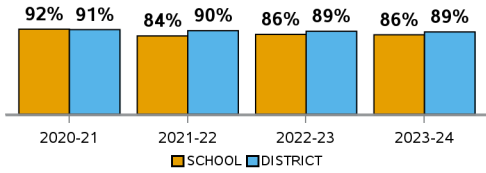
	SCHOOL	DISTRICT
2020-21	92%	91%
2021-22	84%	90%
2022-23	86%	89%
2023-24	86%	89%

Internal Suspension Events

	SCHOOL	DISTRICT
2020-21	10%	22%
2021-22	21%	21%
2022-23	20%	17%
2023-24	23%	16%

Out of School Suspension Events

	SCHOOL	DISTRICT
2020-21	10%	16%
2021-22	17%	19%
2022-23	25%	21%
2023-24	15%	23%



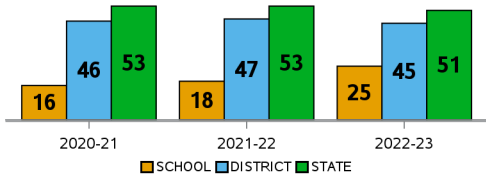
STUDENT PERFORMANCE

Achievement - Percentage of full-year enrolled students who achieved a passing score (level 3+).

Gain - Percentage of full-year enrolled students who achieved a learning gain from the prior year to the current year. No gains were reported in 2022-23.

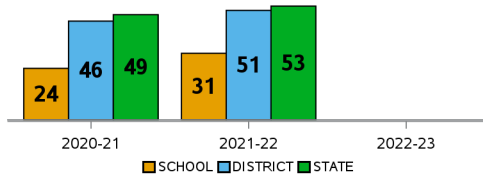
ELA Achievement

	SCHOOL	DISTRICT	STATE
2020-21	16	46	53
2021-22	18	47	53
2022-23	25	45	51



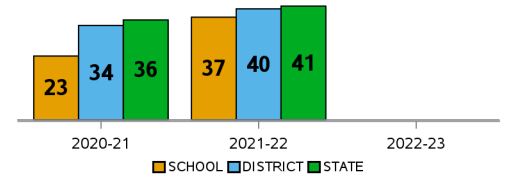
ELA Gains

	SCHOOL	DISTRICT	STATE
2020-21	24	46	49
2021-22	31	51	53



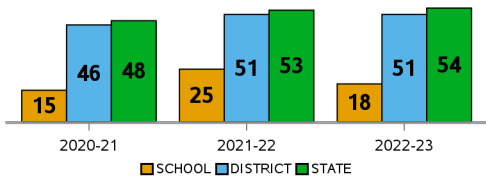
ELA Gains (Bottom Quartile)

	SCHOOL	DISTRICT	STATE
2020-21	23	34	36
2021-22	37	40	41



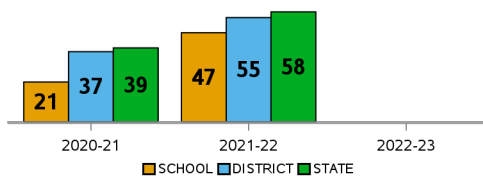
Math Achievement

	SCHOOL	DISTRICT	STATE
2020-21	15	46	48
2021-22	25	51	53
2022-23	18	51	54



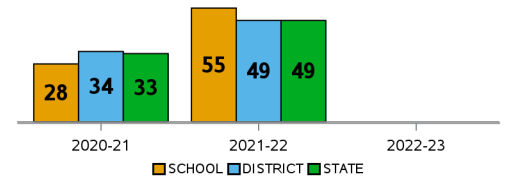
Math Gains

	SCHOOL	DISTRICT	STATE
2020-21	21	37	39
2021-22	47	55	58



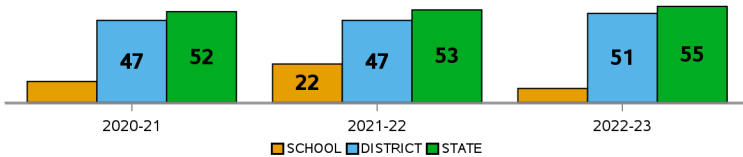
Math Gains (Bottom Quartile)

	SCHOOL	DISTRICT	STATE
2020-21	28	34	33
2021-22	55	49	49



Science Achievement

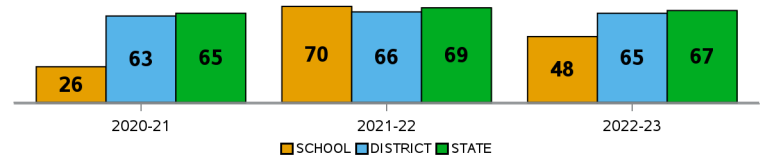
	SCHOOL	DISTRICT	STATE
2020-21	12	47	52
2021-22	22	47	53
2022-23	8	51	55



Social Studies Achievement

Only applies for Middle & High School

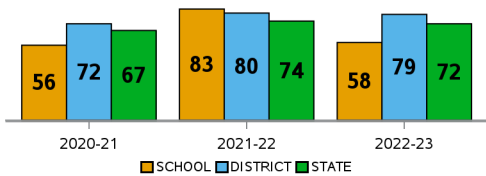
	SCHOOL	DISTRICT	STATE
2020-21	26	63	65
2021-22	70	66	69
2022-23	48	65	67



Middle-School Acceleration

This is the percentage of 8th grade students who are proficient in a High School Honors Course, or earned an Industry Certification the prior year.

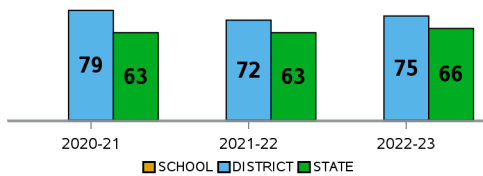
	SCHOOL	DISTRICT	STATE
2020-21	56	72	67
2021-22	83	80	74
2022-23	58	79	72



College & Career Acceleration

Percentage of graduates who earned a Dual Enrollment College Credit, an Industry Certification or passed an AP, AICE, or IB exam.

	DISTRICT	STATE
2020-21	79	63
2021-22	72	63
2022-23	75	66



Four-Year Graduation Rate

Percentage of Cohort students who graduated within 4 years.

	DISTRICT	STATE
2020-21	90	90
2021-22	90	90
2022-23	86	88

