



DUVAL COUNTY PUBLIC SCHOOLS JEAN RIBAUT MIDDLE

3610 Ribault Scenic Dr, Jacksonville, FL 32208-2997
904-924-3062

School Hours: 7:30 AM - 2:15 PM Grades: 06-08



SUPERINTENDENT
Dr. Christopher Bernier
bernierc@duvalschools.org

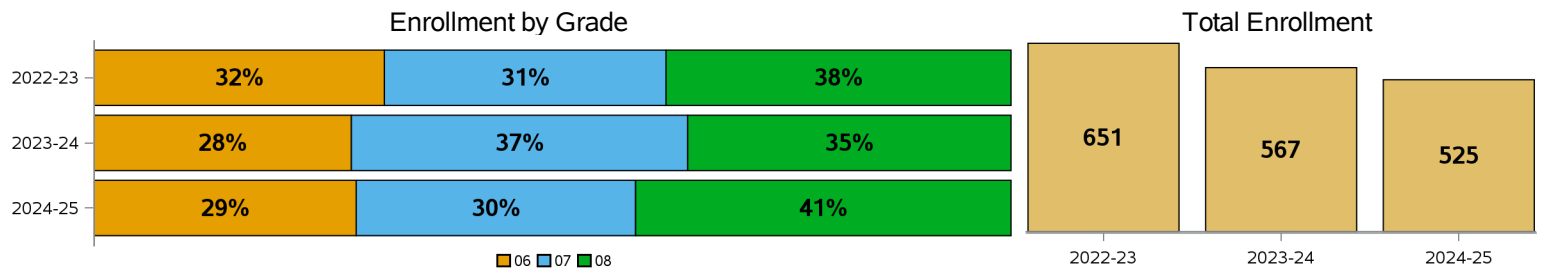
BOARD MEMBER
Darryl Willie
willied@duvalschools.org

REGIONAL SUPERVISOR
Dr. Denise Hall
halld@duvalschools.org

PRINCIPAL
Dr. Latoya Brown
brownl7@duvalschools.org

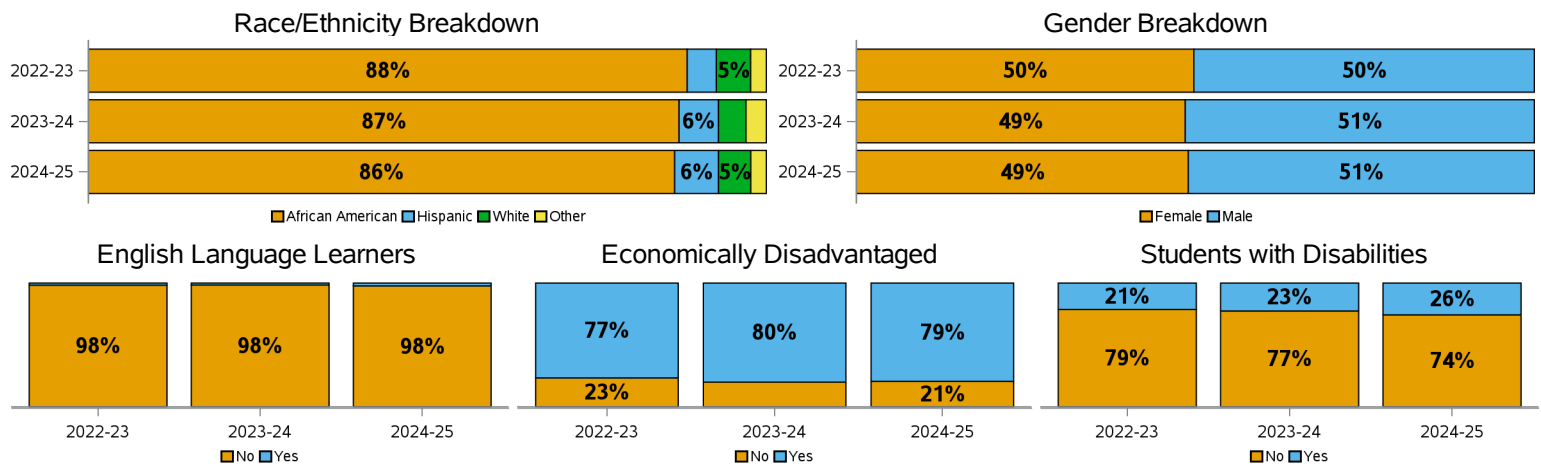
ENROLLMENT

School Year	Enrollment	06	07	08
2022-23	651	206	200	245
2023-24	567	159	208	200
2024-25	525	150	160	215



DEMOGRAPHICS

School Year	African American	Hispanic	White	Other	Female	Male	English Language	Economically Disadvantaged	Student with Disabilities
2022-23	88%	4%	5%	2%	50%	50%	2%	77%	21%
2023-24	87%	6%	4%	3%	49%	51%	2%	80%	23%
2024-25	86%	6%	5%	2%	49%	51%	2%	79%	26%



SCHOOL GRADES

2021-22	2022-23	2023-24
C	C	C

SCHOOL CLIMATE

Suspension Event % is determined by the number of total Referrals that had an Internal/Out of School event as part of the Referral.

Average Daily Attendance

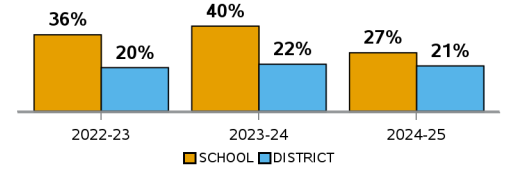
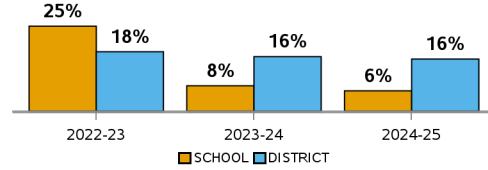
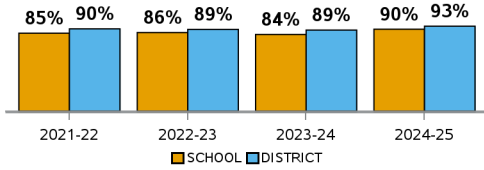
	SCHOOL	DISTRICT
2022-23	86%	89%
2023-24	84%	89%
2024-25	90%	93%

Internal Suspension Events

	SCHOOL	DISTRICT
2022-23	25%	18%
2023-24	8%	16%
2024-25	6%	16%

Out of School Suspension Events

	SCHOOL	DISTRICT
2022-23	36%	20%
2023-24	40%	22%
2024-25	27%	21%



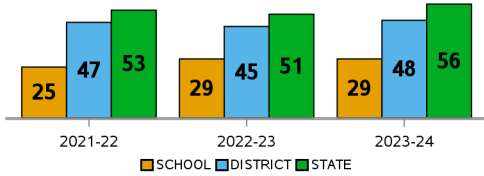
STUDENT PERFORMANCE

Achievement - Percentage of full-year enrolled students who achieved a passing score (level 3+).

Gain - Percentage of full-year enrolled students who achieved a learning gain from the prior year to the current year. No gains were reported in 2022-23.

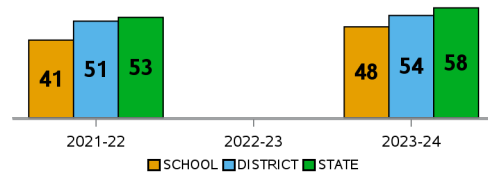
ELA Achievement

	SCHOOL	DISTRICT	STATE
2021-22	25	47	53
2022-23	29	45	51
2023-24	29	48	56



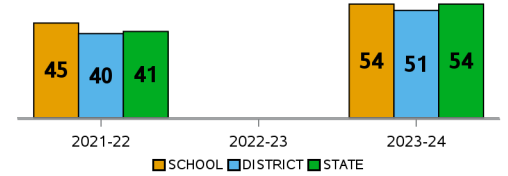
ELA Gains

	SCHOOL	DISTRICT	STATE
2021-22	41	51	53
2023-24	48	54	58



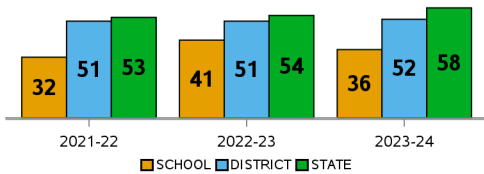
ELA Gains (Bottom Quartile)

	SCHOOL	DISTRICT	STATE
2021-22	45	40	41
2023-24	54	51	54



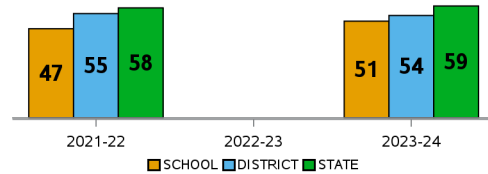
Math Achievement

	SCHOOL	DISTRICT	STATE
2021-22	32	51	53
2022-23	41	51	54
2023-24	36	52	58



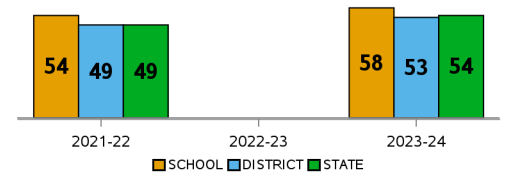
Math Gains

	SCHOOL	DISTRICT	STATE
2021-22	47	55	58
2023-24	51	54	59



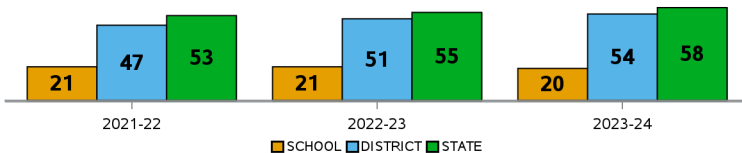
Math Gains (Bottom Quartile)

	SCHOOL	DISTRICT	STATE
2021-22	54	49	49
2023-24	58	53	54



Science Achievement

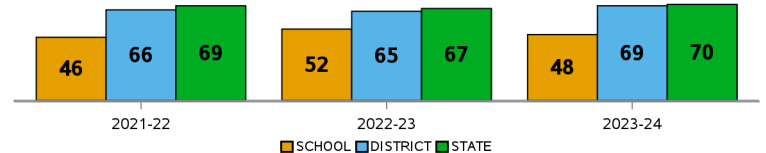
	SCHOOL	DISTRICT	STATE
2021-22	21	47	53
2022-23	21	51	55
2023-24	20	54	58



Social Studies Achievement

Only applies for Middle & High School

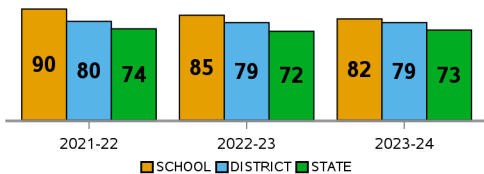
	SCHOOL	DISTRICT	STATE
2021-22	46	66	69
2022-23	52	65	67
2023-24	48	69	70



Middle-School Acceleration

This is the percentage of 8th grade students who are proficient in a High School Honors Course, or earned an Industry Certification the prior year.

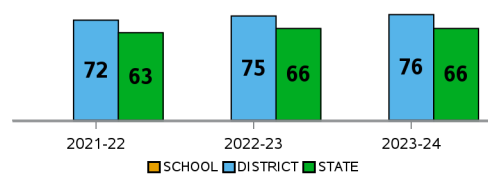
	SCHOOL	DISTRICT	STATE
2021-22	90	80	74
2022-23	85	79	72
2023-24	82	79	73



College & Career Acceleration

Percentage of graduates who earned a Dual Enrollment College Credit, an Industry Certification or passed an AP, AICE, or IB exam.

	DISTRICT	STATE
2021-22	72	63
2022-23	75	66
2023-24	76	66



Four-Year Graduation Rate

Percentage of Cohort students who graduated within 4 years.

	DISTRICT	STATE
2021-22	90	90
2022-23	86	88
2023-24	87	88

