



# DUVAL COUNTY PUBLIC SCHOOLS ARLINGTON MIDDLE

8141 Lone Star Rd, Jacksonville, FL 32211-5145  
904-720-1680

School Hours: 9:30 AM - 4:15 PM Grades: 06-08



**SUPERINTENDENT**  
Christopher Bernier  
bernierc@duvalschools.org

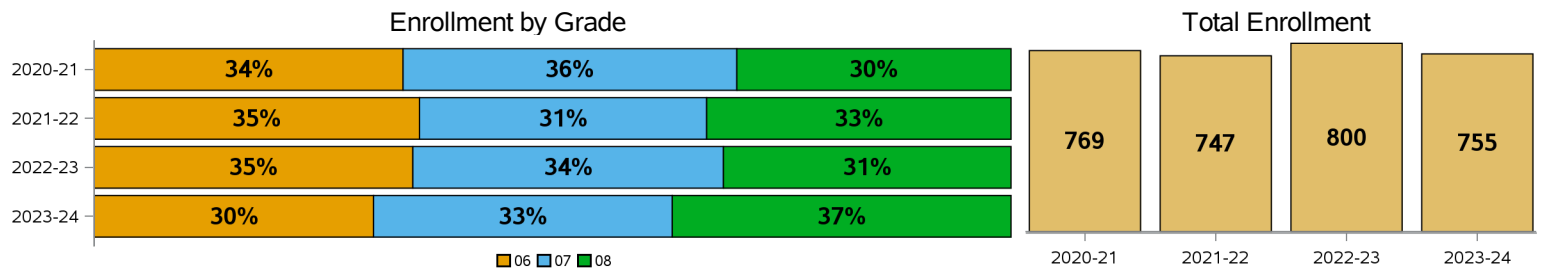
**BOARD MEMBER**  
Dr. Kelly Coker  
cokerk@duvalschools.org

**REGIONAL SUPERVISOR**  
Dr. Denise Hall  
halld@duvalschools.org

**PRINCIPAL**  
Scott Stuart  
stuart1@duvalschools.org

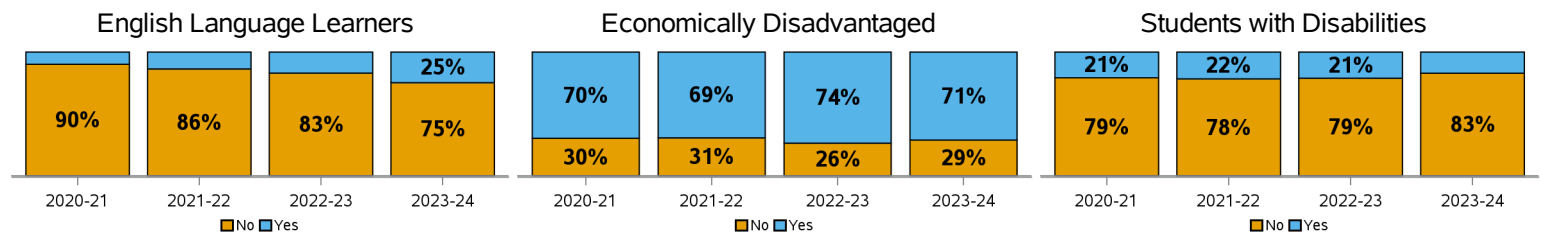
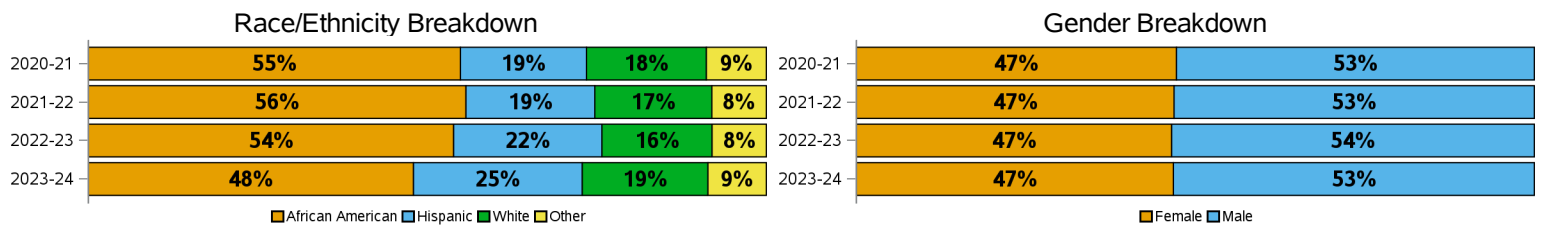
## ENROLLMENT

School Year	Enrollment	06	07	08
2020-21	769	259	280	230
2021-22	747	265	234	248
2022-23	800	278	271	251
2023-24	755	230	246	279



## DEMOGRAPHICS

School Year	African American	Hispanic	White	Other	Female	Male	English Language	Economically Disadvantaged	Student with Disabilities
2020-21	55%	19%	18%	9%	47%	53%	10%	70%	21%
2021-22	56%	19%	17%	8%	47%	53%	14%	69%	22%
2022-23	54%	22%	16%	8%	47%	54%	17%	74%	21%
2023-24	48%	25%	19%	9%	47%	53%	25%	71%	17%



## SCHOOL GRADES

School grades were optional for the 2020-21 school year. A missing grade means data is not available to report.

2020-21	2021-22	2022-23
	D	D

# SCHOOL CLIMATE

Suspension Event % is determined by the number of total Referrals that had an Internal/Out of School event as part of the Referral.

## Average Daily Attendance

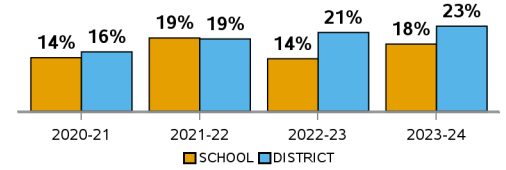
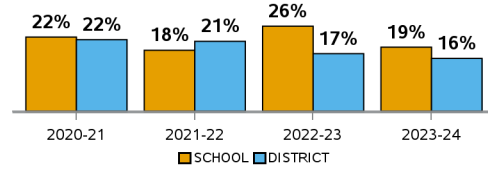
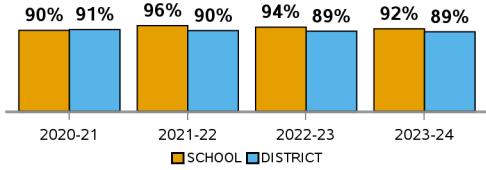
	SCHOOL	DISTRICT
2020-21	90%	91%
2021-22	96%	90%
2022-23	94%	89%
2023-24	92%	89%

## Internal Suspension Events

	SCHOOL	DISTRICT
2020-21	22%	22%
2021-22	18%	21%
2022-23	26%	17%
2023-24	19%	16%

## Out of School Suspension Events

	SCHOOL	DISTRICT
2020-21	14%	16%
2021-22	19%	19%
2022-23	14%	21%
2023-24	18%	23%



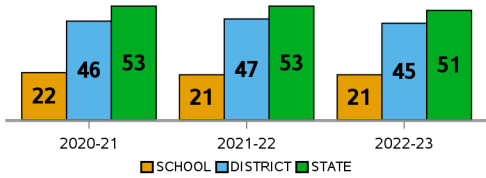
# STUDENT PERFORMANCE

Achievement - Percentage of full-year enrolled students who achieved a passing score (level 3+).

Gain - Percentage of full-year enrolled students who achieved a learning gain from the prior year to the current year. No gains were reported in 2022-23.

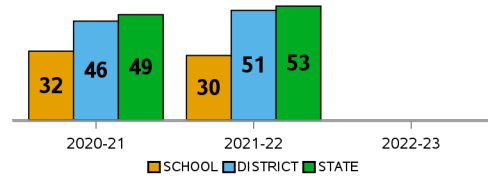
## ELA Achievement

	SCHOOL	DISTRICT	STATE
2020-21	22	46	53
2021-22	21	47	53
2022-23	21	45	51



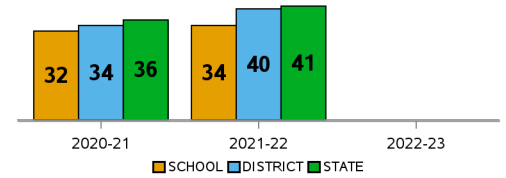
## ELA Gains

	SCHOOL	DISTRICT	STATE
2020-21	32	46	49
2021-22	30	51	53



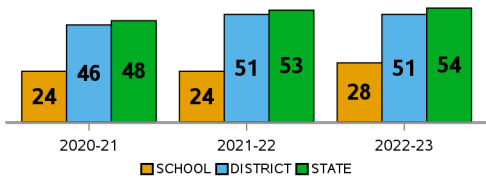
## ELA Gains (Bottom Quartile)

	SCHOOL	DISTRICT	STATE
2020-21	32	34	36
2021-22	34	40	41



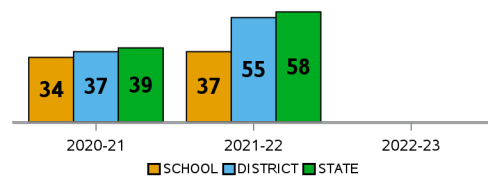
## Math Achievement

	SCHOOL	DISTRICT	STATE
2020-21	24	46	48
2021-22	24	51	53
2022-23	28	51	54



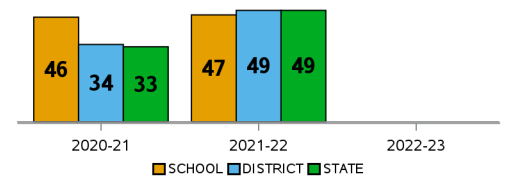
## Math Gains

	SCHOOL	DISTRICT	STATE
2020-21	34	37	39
2021-22	37	55	58



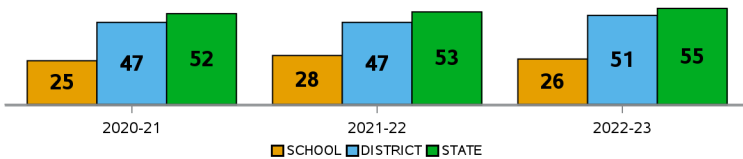
## Math Gains (Bottom Quartile)

	SCHOOL	DISTRICT	STATE
2020-21	46	34	33
2021-22	47	49	49



## Science Achievement

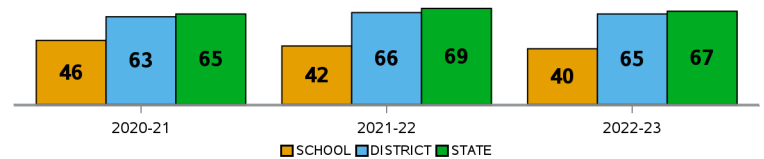
	SCHOOL	DISTRICT	STATE
2020-21	25	47	52
2021-22	28	47	53
2022-23	26	51	55



## Social Studies Achievement

Only applies for Middle & High School

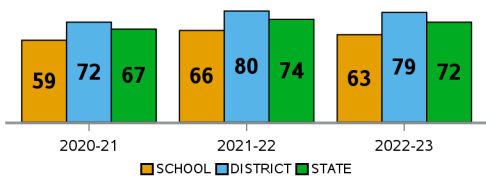
	SCHOOL	DISTRICT	STATE
2020-21	46	63	65
2021-22	42	66	69
2022-23	40	65	67



## Middle-School Acceleration

This is the percentage of 8th grade students who are proficient in a High School Honors Course, or earned an Industry Certification the prior year.

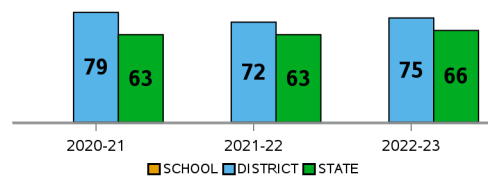
	SCHOOL	DISTRICT	STATE
2020-21	59	72	67
2021-22	66	80	74
2022-23	63	79	72



## College & Career Acceleration

Percentage of graduates who earned a Dual Enrollment College Credit, an Industry Certification or passed an AP, AICE, or IB exam.

	DISTRICT	STATE
2020-21	79	63
2021-22	72	63
2022-23	75	66



## Four-Year Graduation Rate

Percentage of Cohort students who graduated within 4 years.

	DISTRICT	STATE
2020-21	90	90
2021-22	90	90
2022-23	86	88

