



DUVAL COUNTY PUBLIC SCHOOLS CHARGER ACADEMY

7050 Melvin Rd., Jacksonville, FL 32210-6830
904-573-1060

School Hours: 9:15 AM - 4:15 PM Grades: 06-08



SUPERINTENDENT
Christopher Bernier
bernierc@duvalschools.org

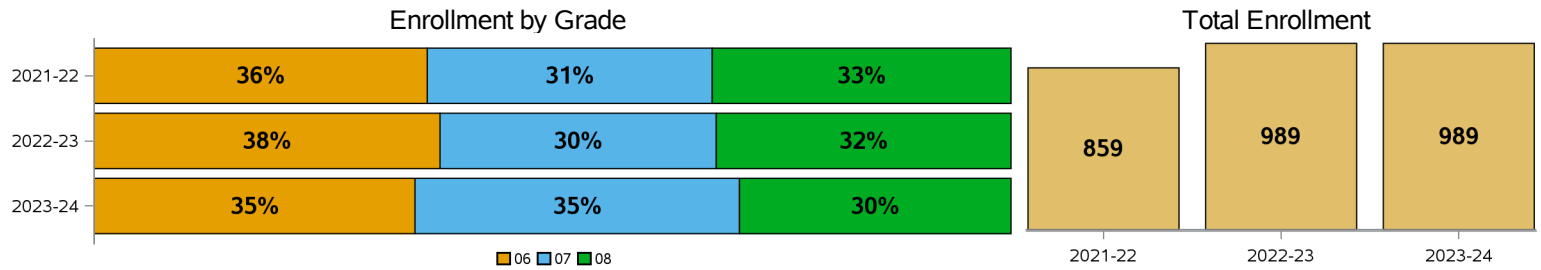
BOARD MEMBER
Warren Jones
jonesw2@duvalschools.org

REGIONAL SUPERVISOR
Dr. Denise Hall
halld@duvalschools.org

PRINCIPAL
Andrea Talley
talleya@duvalschools.org

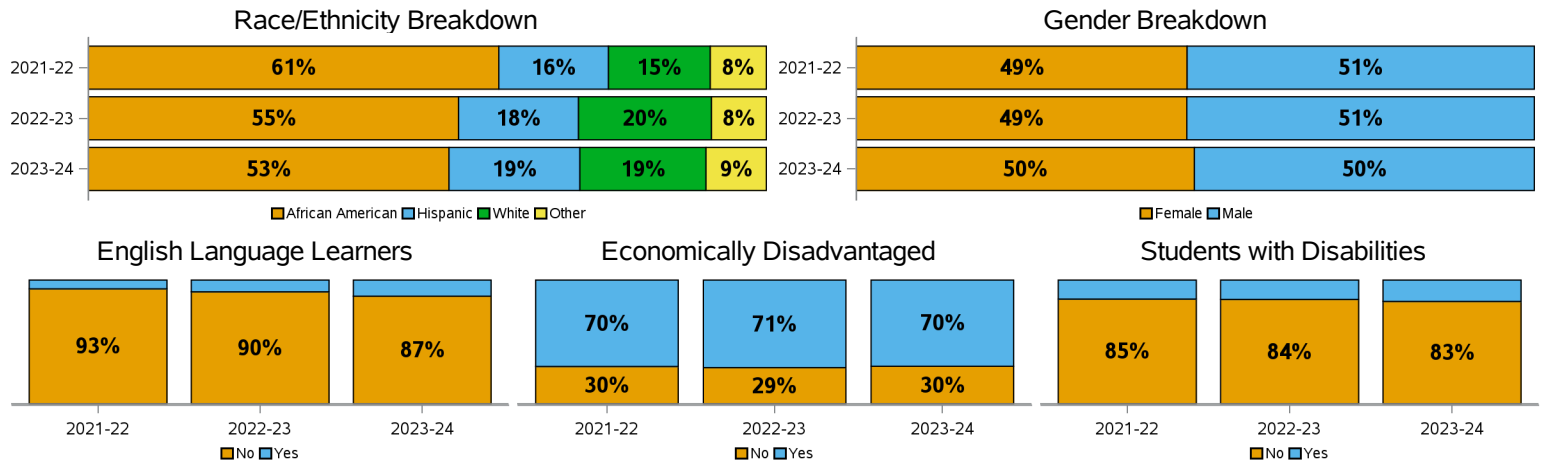
ENROLLMENT

School Year	Enrollment	06	07	08
2021-22	859	312	267	280
2022-23	989	373	298	318
2023-24	989	346	350	293



DEMOGRAPHICS

School Year	African American	Hispanic	White	Other	Female	Male	English Language	Economically Disadvantaged	Student with Disabilities
2021-22	61%	16%	15%	8%	49%	51%	7%	70%	15%
2022-23	55%	18%	20%	8%	49%	51%	10%	71%	16%
2023-24	53%	19%	19%	9%	50%	50%	13%	70%	17%



SCHOOL GRADES

School grades were optional for the 2020-21 school year. A missing grade means data is not available to report.

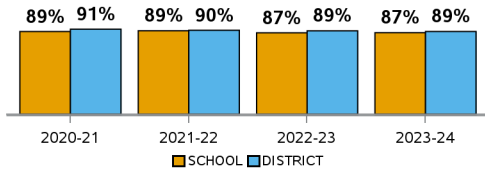
2020-21	2021-22	2022-23
	C	C

SCHOOL CLIMATE

Suspension Event % is determined by the number of total Referrals that had an Internal/Out of School event as part of the Referral.

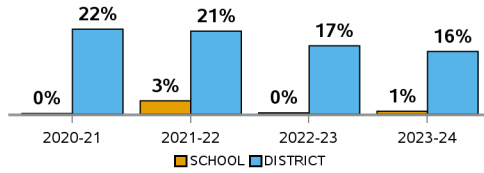
Average Daily Attendance

	SCHOOL	DISTRICT
2020-21	89%	91%
2021-22	89%	90%
2022-23	87%	89%
2023-24	87%	89%



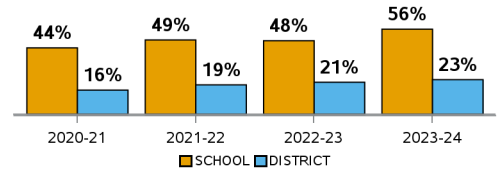
Internal Suspension Events

	SCHOOL	DISTRICT
2020-21	0%	22%
2021-22	3%	21%
2022-23	0%	17%
2023-24	1%	16%



Out of School Suspension Events

	SCHOOL	DISTRICT
2020-21	44%	16%
2021-22	49%	19%
2022-23	48%	21%
2023-24	56%	23%



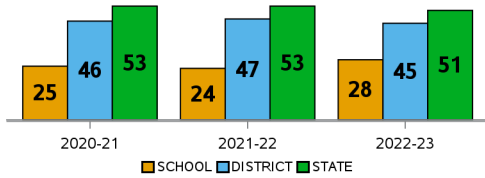
STUDENT PERFORMANCE

Achievement - Percentage of full-year enrolled students who achieved a passing score (level 3+).

Gain - Percentage of full-year enrolled students who achieved a learning gain from the prior year to the current year. No gains were reported in 2022-23.

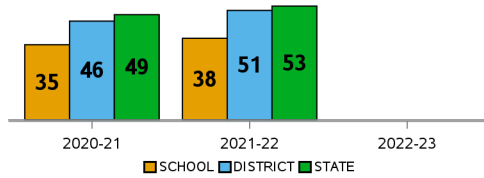
ELA Achievement

	SCHOOL	DISTRICT	STATE
2020-21	25	46	53
2021-22	24	47	53
2022-23	28	45	51



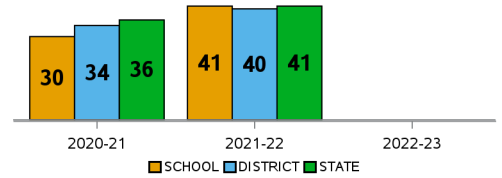
ELA Gains

	SCHOOL	DISTRICT	STATE
2020-21	35	46	49
2021-22	38	51	53



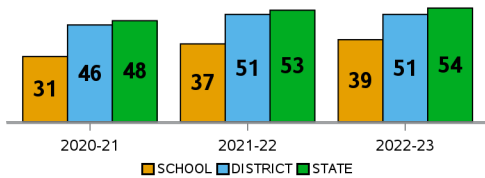
ELA Gains (Bottom Quartile)

	SCHOOL	DISTRICT	STATE
2020-21	30	34	36
2021-22	41	40	41



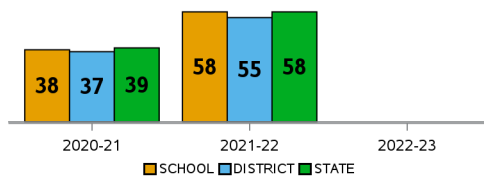
Math Achievement

	SCHOOL	DISTRICT	STATE
2020-21	31	46	48
2021-22	37	51	53
2022-23	39	51	54



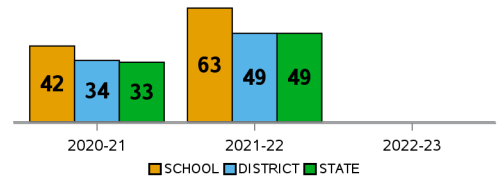
Math Gains

	SCHOOL	DISTRICT	STATE
2020-21	38	37	39
2021-22	58	55	58



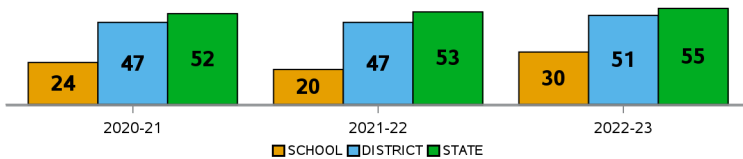
Math Gains (Bottom Quartile)

	SCHOOL	DISTRICT	STATE
2020-21	42	34	33
2021-22	63	49	49



Science Achievement

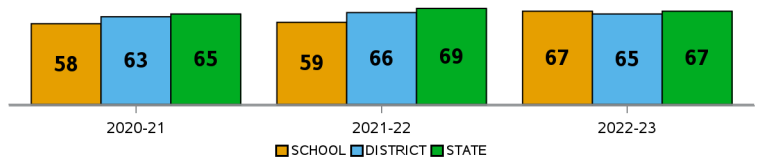
	SCHOOL	DISTRICT	STATE
2020-21	24	47	52
2021-22	20	47	53
2022-23	30	51	55



Social Studies Achievement

Only applies for Middle & High School

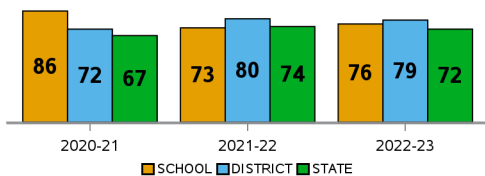
	SCHOOL	DISTRICT	STATE
2020-21	58	63	65
2021-22	59	66	69
2022-23	67	65	67



Middle-School Acceleration

This is the percentage of 8th grade students who are proficient in a High School Honors Course, or earned an Industry Certification the prior year.

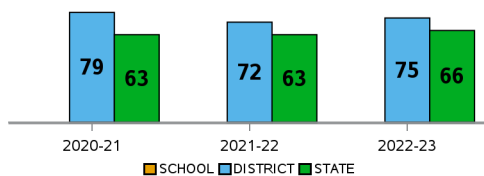
	SCHOOL	DISTRICT	STATE
2020-21	86	72	67
2021-22	73	80	74
2022-23	76	79	72



College & Career Acceleration

Percentage of graduates who earned a Dual Enrollment College Credit, an Industry Certification or passed an AP, AICE, or IB exam.

	DISTRICT	STATE
2020-21	79	63
2021-22	72	63
2022-23	75	66



Four-Year Graduation Rate

Percentage of Cohort students who graduated within 4 years.

	DISTRICT	STATE
2020-21	90	90
2021-22	90	90
2022-23	86	88

