



**DUVAL COUNTY PUBLIC SCHOOLS
SAN MATEO ELEMENTARY**
600 Baisden Rd, Jacksonville, FL 32218-4299
904-696-8750



School Hours: 8:30 AM - 3:00 PM Grades: KG-05

SUPERINTENDENT
Dr. Dana Kriznar
kriznard@duvalschools.org

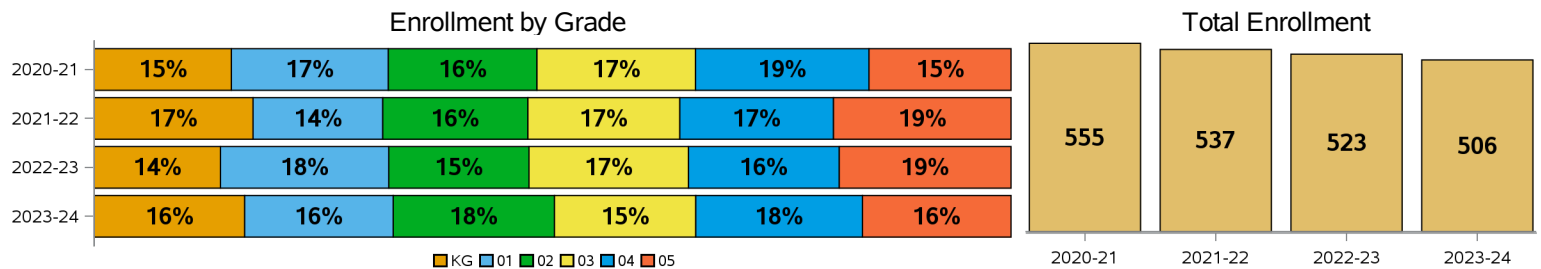
BOARD MEMBER
Dr. Kelly Coker
cokerk@duvalschools.org

REGIONAL SUPERVISOR
Randall Strickland
stricklandr@duvalschools.org

PRINCIPAL
Caroline Wells
wellscc@duvalschools.org

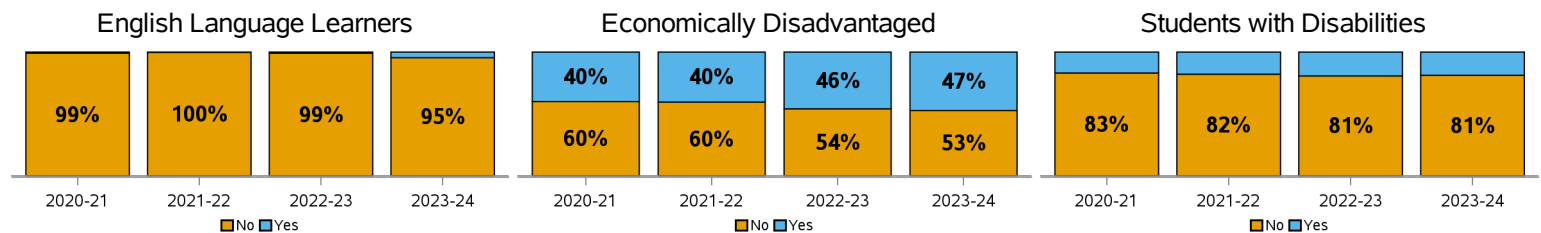
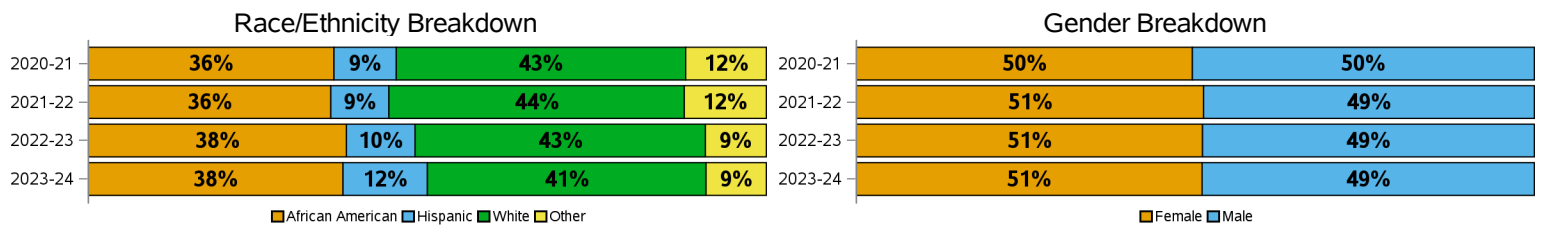
ENROLLMENT

School Year	Enrollment	KG	01	02	03	04	05
2020-21	555	83	95	90	96	105	86
2021-22	537	93	76	85	89	90	104
2022-23	523	72	96	80	91	86	98
2023-24	506	83	82	89	78	92	82



DEMOGRAPHICS

School Year	African American	Hispanic	White	Other	Female	Male	English Language	Economically Disadvantaged	Student with Disabilities
2020-21	36%	9%	43%	12%	50%	50%	1%	40%	17%
2021-22	36%	9%	44%	12%	51%	49%	0%	40%	18%
2022-23	38%	10%	43%	9%	51%	49%	1%	46%	19%
2023-24	38%	12%	41%	9%	51%	49%	5%	47%	19%



SCHOOL GRADES

School grades were optional for the 2020-21 school year. A missing grade means data is not available to report.

2020-21	2021-22	2022-23
	B	A

SCHOOL CLIMATE

Suspension Event % is determined by the number of total Referrals that had an Internal/Out of School event as part of the Referral.

Average Daily Attendance

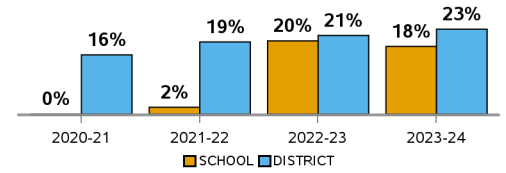
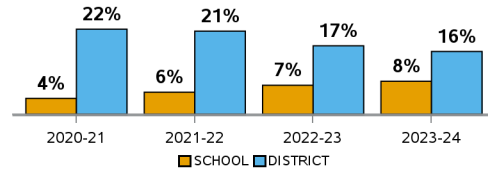
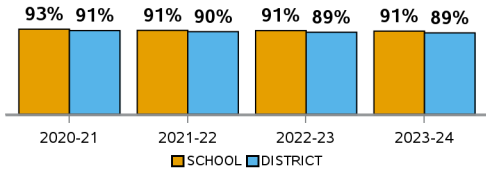
	SCHOOL	DISTRICT
2020-21	93%	91%
2021-22	91%	90%
2022-23	91%	89%
2023-24	91%	89%

Internal Suspension Events

	SCHOOL	DISTRICT
2020-21	4%	22%
2021-22	6%	21%
2022-23	7%	17%
2023-24	8%	16%

Out of School Suspension Events

	SCHOOL	DISTRICT
2020-21	0%	16%
2021-22	2%	19%
2022-23	20%	21%
2023-24	18%	23%



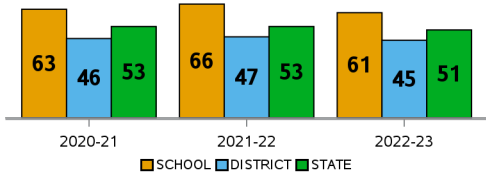
STUDENT PERFORMANCE

Achievement - Percentage of full-year enrolled students who achieved a passing score (level 3+).

Gain - Percentage of full-year enrolled students who achieved a learning gain from the prior year to the current year. No gains were reported in 2022-23.

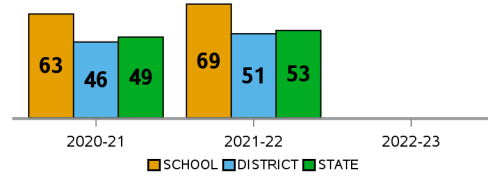
ELA Achievement

	SCHOOL	DISTRICT	STATE
2020-21	63	46	53
2021-22	66	47	53
2022-23	61	45	51



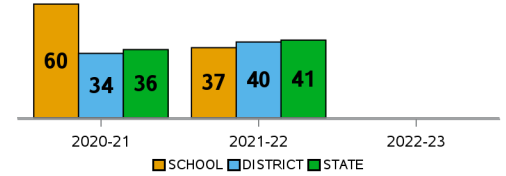
ELA Gains

	SCHOOL	DISTRICT	STATE
2020-21	63	46	49
2021-22	69	51	53



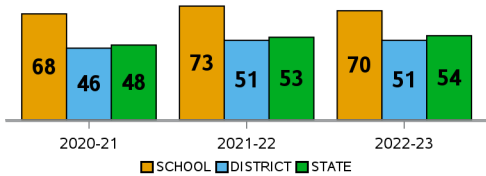
ELA Gains (Bottom Quartile)

	SCHOOL	DISTRICT	STATE
2020-21	60	34	36
2021-22	37	40	41



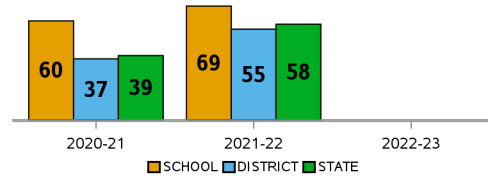
Math Achievement

	SCHOOL	DISTRICT	STATE
2020-21	68	46	48
2021-22	73	51	53
2022-23	70	51	54



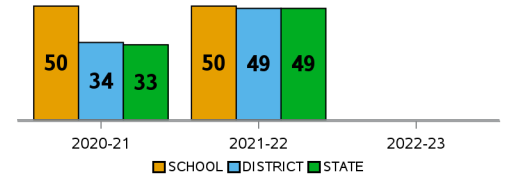
Math Gains

	SCHOOL	DISTRICT	STATE
2020-21	60	37	39
2021-22	69	55	58



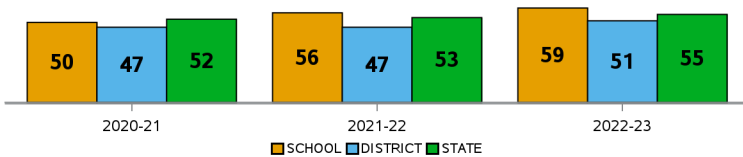
Math Gains (Bottom Quartile)

	SCHOOL	DISTRICT	STATE
2020-21	50	34	33
2021-22	50	49	49



Science Achievement

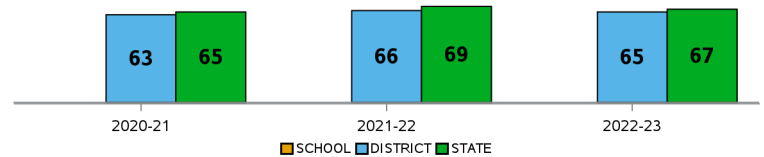
	SCHOOL	DISTRICT	STATE
2020-21	50	47	52
2021-22	56	47	53
2022-23	59	51	55



Social Studies Achievement

Only applies for Middle & High School

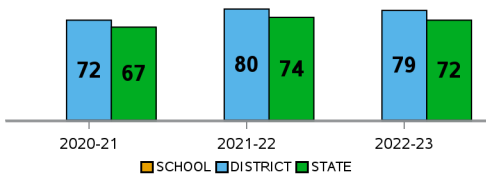
	DISTRICT	STATE
2020-21	63	65
2021-22	66	69
2022-23	65	67



Middle-School Acceleration

This is the percentage of 8th grade students who are proficient in a High School Honors Course, or earned an Industry Certification the prior year.

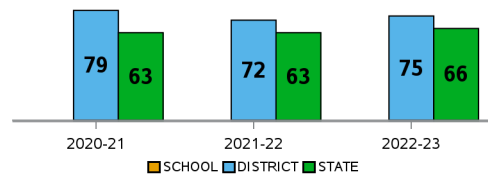
	DISTRICT	STATE
2020-21	72	67
2021-22	80	74
2022-23	79	72



College & Career Acceleration

Percentage of graduates who earned a Dual Enrollment College Credit, an Industry Certification or passed an AP, AICE, or IB exam.

	DISTRICT	STATE
2020-21	79	63
2021-22	72	63
2022-23	75	66



Four-Year Graduation Rate

Percentage of Cohort students who graduated within 4 years.

	DISTRICT	STATE
2020-21	90	90
2021-22	90	90
2022-23	86	88

