



SUPERINTENDENT
 Dr. Dana Kriznar
 kriznard@duvalschools.org

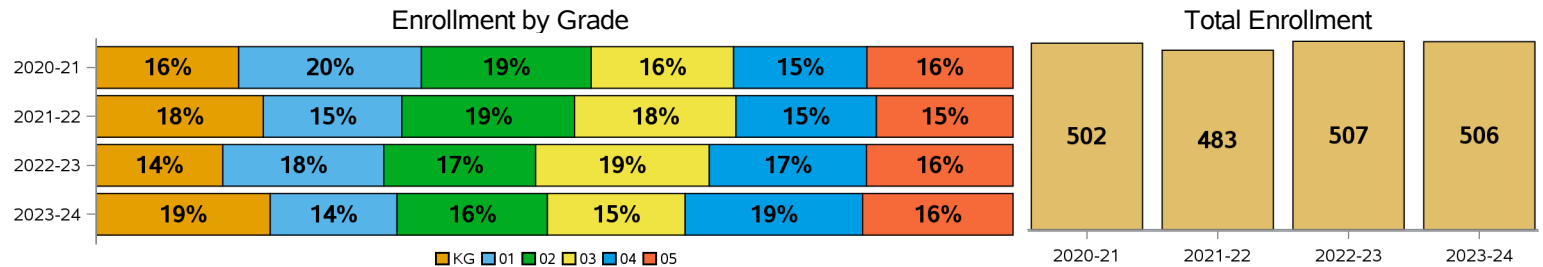
BOARD MEMBER
 April Carney
 carneya1@duvalschools.org

REGIONAL SUPERVISOR
 Randall Strickland
 stricklandr@duvalschools.org

PRINCIPAL
 Aimee Kimball
 kimballa1@duvalschools.org

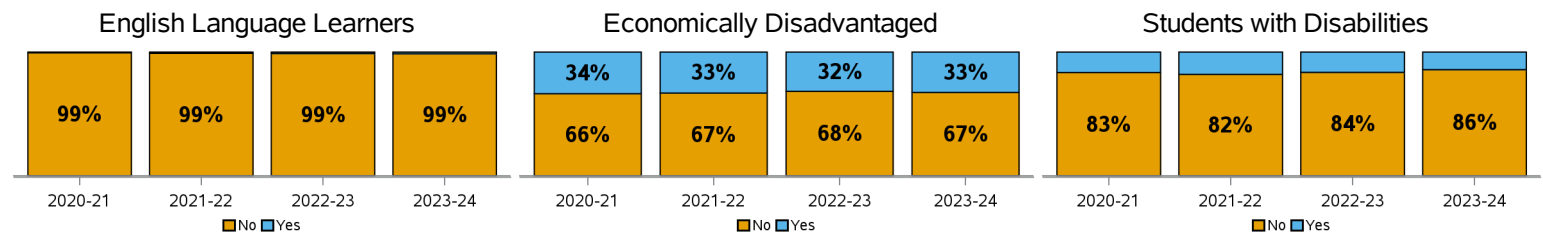
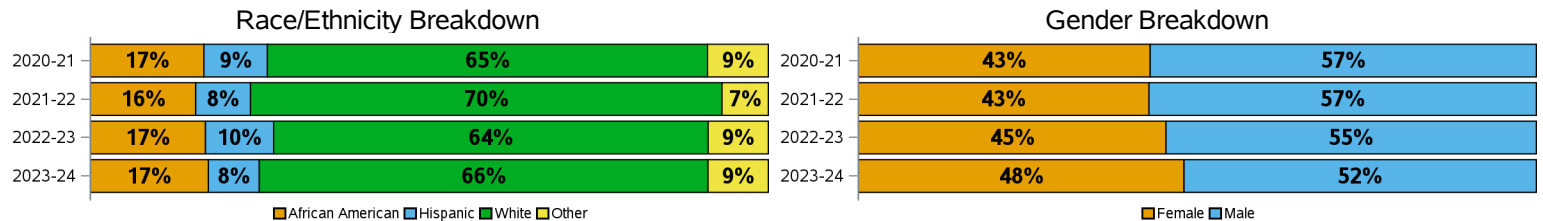
ENROLLMENT

School Year	Enrollment	KG	01	02	03	04	05
2020-21	502	78	100	93	78	73	80
2021-22	483	88	73	91	85	74	72
2022-23	507	70	89	84	96	87	81
2023-24	506	96	70	83	76	98	83



DEMOGRAPHICS

School Year	African American	Hispanic	White	Other	Female	Male	English Language	Economically Disadvantaged	Student with Disabilities
2020-21	17%	9%	65%	9%	43%	57%	1%	34%	17%
2021-22	16%	8%	70%	7%	43%	57%	1%	33%	18%
2022-23	17%	10%	64%	9%	45%	55%	1%	32%	16%
2023-24	17%	8%	66%	9%	48%	52%	1%	33%	14%



SCHOOL GRADES

A missing grade means that there is no data to report. There were no grades in 2019-20 and grades were optional in 2020-21.

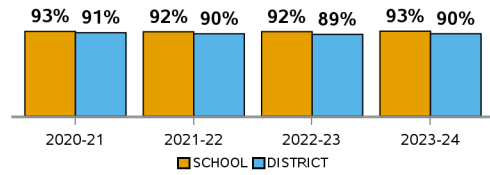
2021-22	2020-21
A	

SCHOOL CLIMATE

Suspension Event % is determined by the number of total Referrals that had an Internal/Out of School event as part of the Referral.

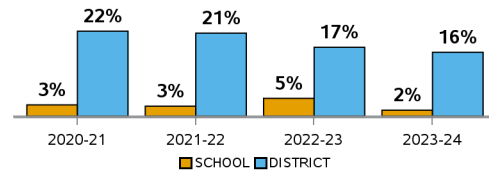
Average Daily Attendance

	SCHOOL	DISTRICT
2020-21	93%	91%
2021-22	92%	90%
2022-23	92%	89%
2023-24	93%	90%



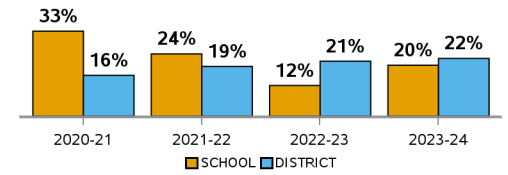
Internal Suspension Events

	SCHOOL	DISTRICT
2020-21	3%	22%
2021-22	3%	21%
2022-23	5%	17%
2023-24	2%	16%



Out of School Suspension Events

	SCHOOL	DISTRICT
2020-21	33%	16%
2021-22	24%	19%
2022-23	12%	21%
2023-24	20%	22%



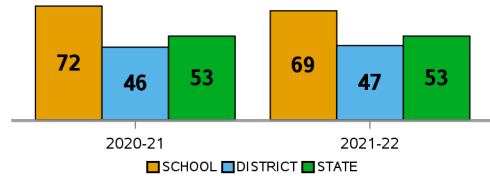
STUDENT PERFORMANCE

Achievement - Percentage of full-year enrolled students who achieved a passing score (level 3+).

Gain - Percentage of full-year enrolled students who achieved a learning gain from the prior year to the current year.

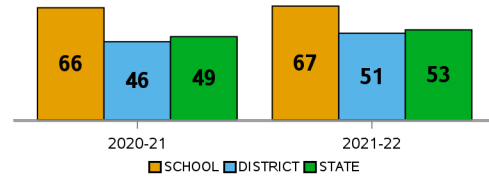
ELA Achievement

	SCHOOL	DISTRICT	STATE
2020-21	72	46	53
2021-22	69	47	53



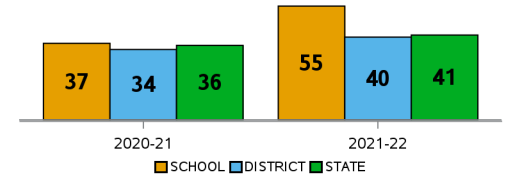
ELA Gains

	SCHOOL	DISTRICT	STATE
2020-21	66	46	49
2021-22	67	51	53



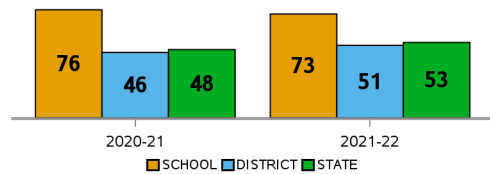
ELA Gains (Bottom Quartile)

	SCHOOL	DISTRICT	STATE
2020-21	37	34	36
2021-22	55	40	41



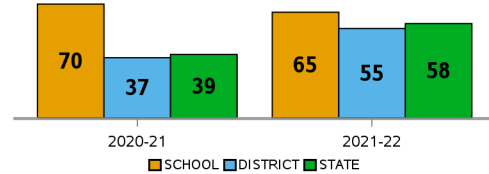
Math Achievement

	SCHOOL	DISTRICT	STATE
2020-21	76	46	48
2021-22	73	51	53



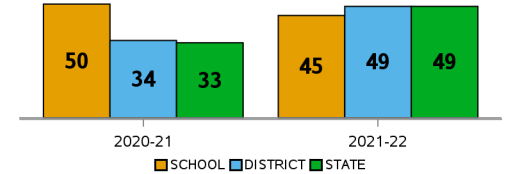
Math Gains

	SCHOOL	DISTRICT	STATE
2020-21	70	37	39
2021-22	65	55	58




Math Gains (Bottom Quartile)

	SCHOOL	DISTRICT	STATE
2020-21	50	34	33
2021-22	45	49	49



Science Achievement


	SCHOOL	DISTRICT	STATE
2020-21	71	47	52
2021-22	65	47	53



Social Studies Achievement

Only applies for Middle & High School

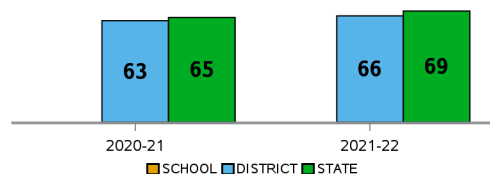
	DISTRICT	STATE
2020-21	63	65
2021-22	66	69



Middle-School Acceleration

This is the percentage of 8th grade students who are proficient in a High School Honors Course, or earned an Industry Certification the prior year.

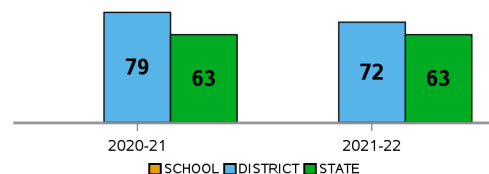
	DISTRICT	STATE
2020-21	72	67
2021-22	80	74



College & Career Acceleration

Percentage of graduates who earned a Dual Enrollment College Credit, an Industry Certification or passed an AP, AICE, or IB exam.

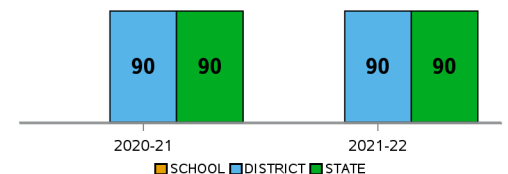
	DISTRICT	STATE
2020-21	79	63
2021-22	72	63



Four-Year Graduation Rate

Percentage of graduates who graduated within 4 years.

	DISTRICT	STATE
2020-21	90	90
2021-22	90	90



Data as of March 1, 2024