



DUVAL COUNTY PUBLIC SCHOOLS MAYPORT ELEMENTARY

2753 Shangrila Dr, Atlantic Beach, FL 32233-2999
904-247-5988

School Hours: 8:30 AM - 3:00 PM Grades: PK-05



SUPERINTENDENT
Dr. Dana Kriznar
kriznard@duvalschools.org

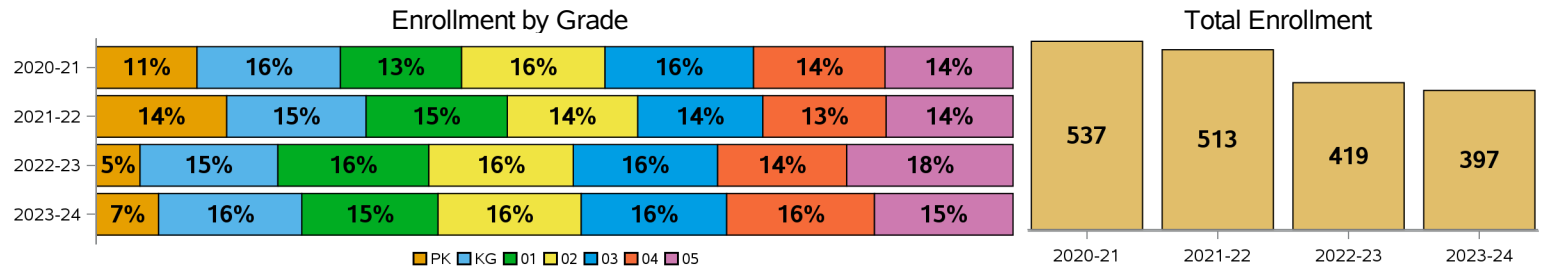
BOARD MEMBER
April Carney
carneya1@duvalschools.org

REGIONAL SUPERVISOR
Marianne Simon
simonm@duvalschools.org

PRINCIPAL
Katie O'Connell
speak@duvalschools.org

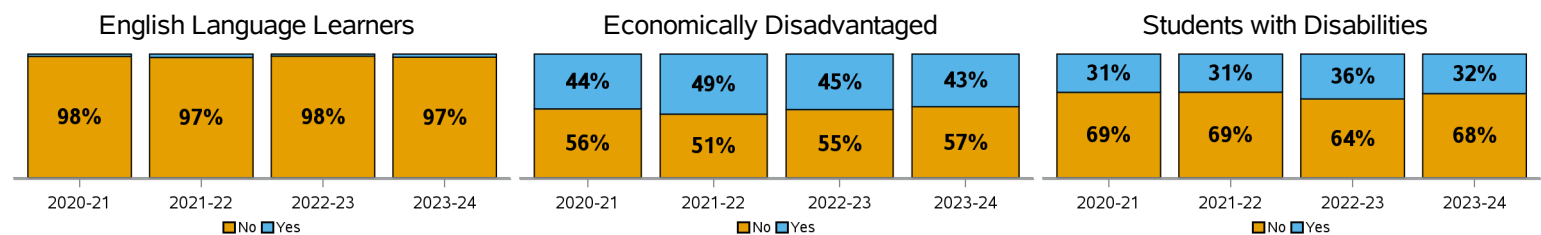
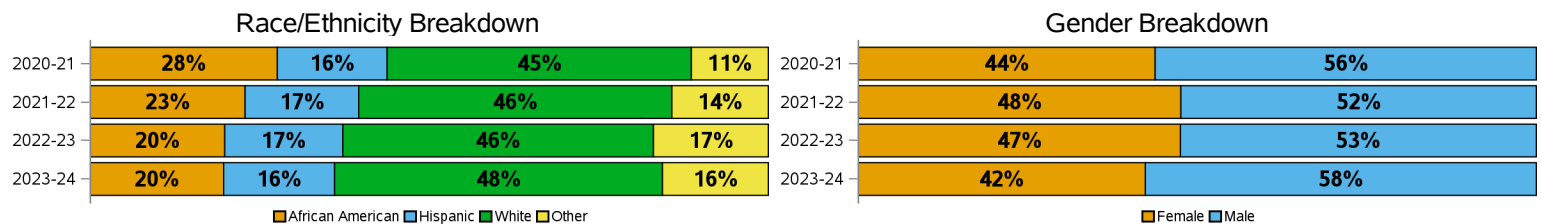
ENROLLMENT

School Year	Enrollment	PK	KG	01	02	03	04	05
2020-21	537	59	84	71	84	87	77	75
2021-22	513	73	78	79	73	70	69	71
2022-23	419	20	63	69	66	66	59	76
2023-24	397	27	62	59	62	63	64	60



DEMOGRAPHICS

School Year	African American	Hispanic	White	Other	Female	Male	English Language	Economically Disadvantaged	Student with Disabilities
2020-21	28%	16%	45%	11%	44%	56%	2%	44%	31%
2021-22	23%	17%	46%	14%	48%	52%	3%	49%	31%
2022-23	20%	17%	46%	17%	47%	53%	2%	45%	36%
2023-24	20%	16%	48%	16%	42%	58%	3%	43%	32%



SCHOOL GRADES

A missing grade means that there is no data to report. There were no grades in 2019-20 and grades were optional in 2020-21.

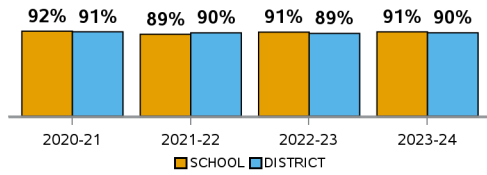
2021-22	2020-21
B	

SCHOOL CLIMATE

Suspension Event % is determined by the number of total Referrals that had an Internal/Out of School event as part of the Referral.

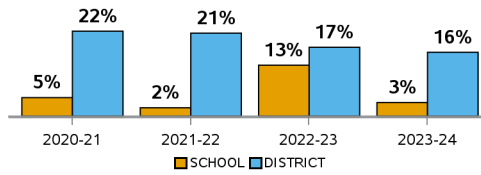
Average Daily Attendance

	SCHOOL	DISTRICT
2020-21	92%	91%
2021-22	89%	90%
2022-23	91%	89%
2023-24	91%	90%



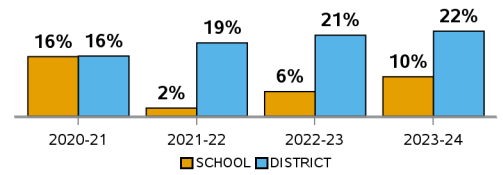
Internal Suspension Events

	SCHOOL	DISTRICT
2020-21	5%	22%
2021-22	2%	21%
2022-23	13%	17%
2023-24	3%	16%



Out of School Suspension Events

	SCHOOL	DISTRICT
2020-21	16%	16%
2021-22	2%	19%
2022-23	6%	21%
2023-24	10%	22%



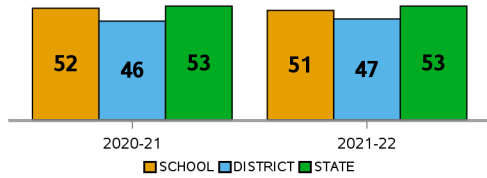
STUDENT PERFORMANCE

Achievement - Percentage of full-year enrolled students who achieved a passing score (level 3+).

Gain - Percentage of full-year enrolled students who achieved a learning gain from the prior year to the current year.

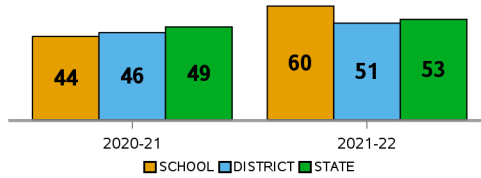
ELA Achievement

	SCHOOL	DISTRICT	STATE
2020-21	52	46	53
2021-22	51	47	53



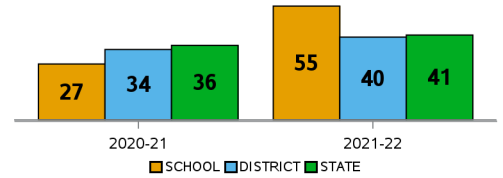
ELA Gains

	SCHOOL	DISTRICT	STATE
2020-21	44	46	49
2021-22	60	51	53



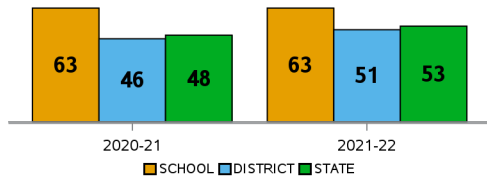
ELA Gains (Bottom Quartile)

	SCHOOL	DISTRICT	STATE
2020-21	27	34	36
2021-22	55	40	41



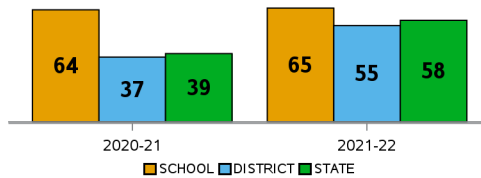
Math Achievement

	SCHOOL	DISTRICT	STATE
2020-21	63	46	48
2021-22	63	51	53



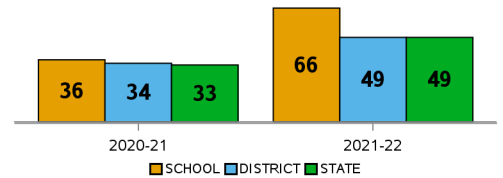
Math Gains

	SCHOOL	DISTRICT	STATE
2020-21	64	37	39
2021-22	65	55	58




Math Gains (Bottom Quartile)

	SCHOOL	DISTRICT	STATE
2020-21	36	34	33
2021-22	66	49	49



Science Achievement


	SCHOOL	DISTRICT	STATE
2020-21	43	47	52
2021-22	65	47	53



Social Studies Achievement

Only applies for Middle & High School

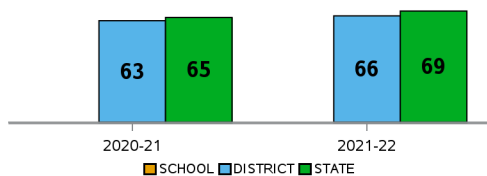
	DISTRICT	STATE
2020-21	63	65
2021-22	66	69



Middle-School Acceleration

This is the percentage of 8th grade students who are proficient in a High School Honors Course, or earned an Industry Certification the prior year.

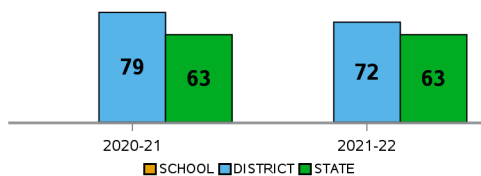
	DISTRICT	STATE
2020-21	72	67
2021-22	80	74



College & Career Acceleration

Percentage of graduates who earned a Dual Enrollment College Credit, an Industry Certification or passed an AP, AICE, or IB exam.

	DISTRICT	STATE
2020-21	79	63
2021-22	72	63



Four-Year Graduation Rate

Percentage of graduates who graduated within 4 years.

	DISTRICT	STATE
2020-21	90	90
2021-22	90	90

