



**DUVAL COUNTY PUBLIC SCHOOLS  
LONE STAR ELEMENTARY**

10400 Lone Star Rd, Jacksonville, FL 32225-6797  
904-565-2711

School Hours: 8:30 AM - 3:00 PM Grades: KG-05



**SUPERINTENDENT**  
Christopher Bernier  
bernierc@duvalschools.org

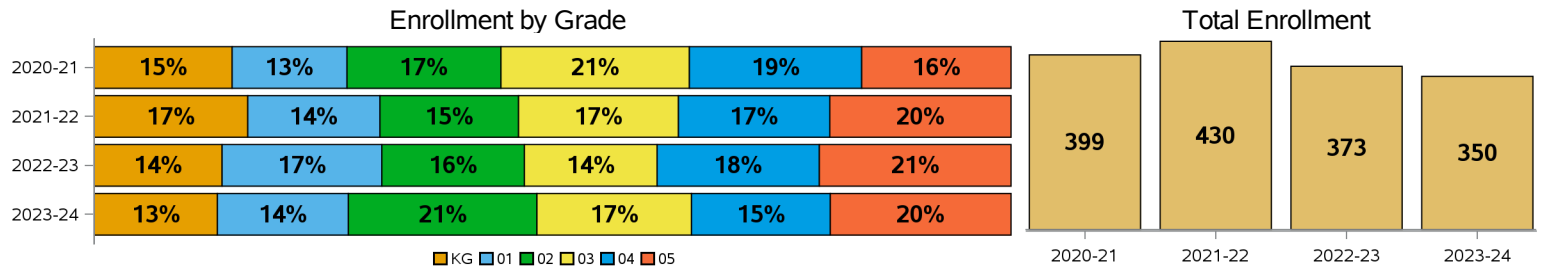
**BOARD MEMBER**  
Dr. Kelly Coker  
cokerk@duvalschools.org

**REGIONAL SUPERVISOR**  
Marianne Simon  
simonm@duvalschools.org

**PRINCIPAL**  
Cheryl Quarles-Gaston  
quarlesc@duvalschools.org

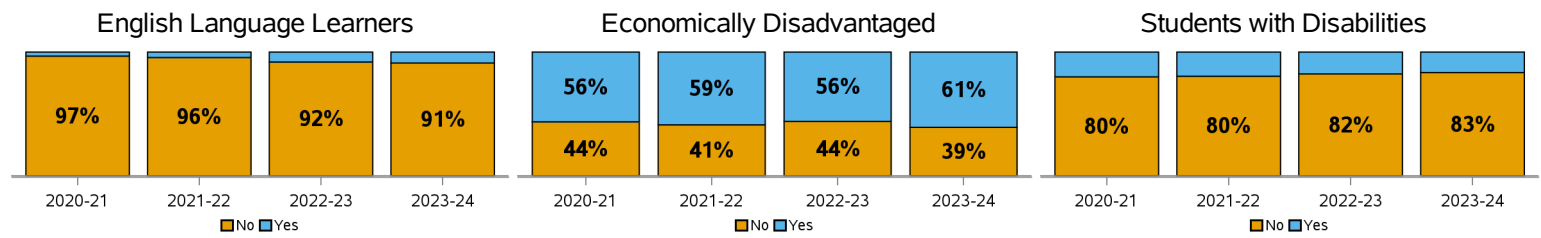
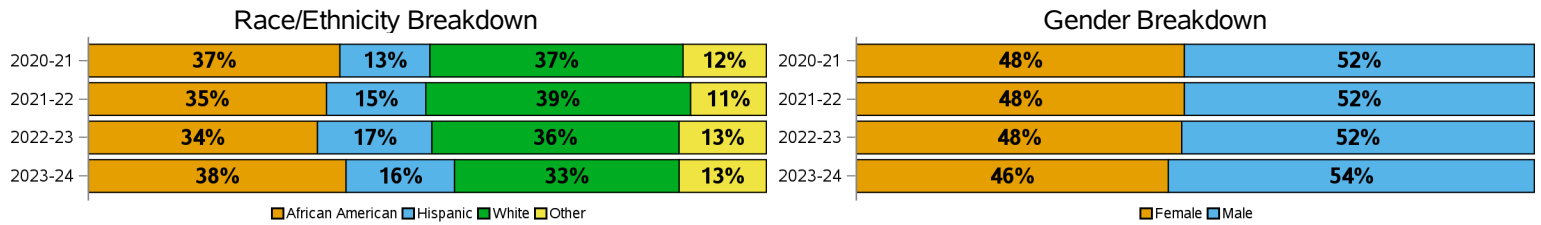
**ENROLLMENT**

School Year	Enrollment	KG	01	02	03	04	05
2020-21	399	60	50	67	82	75	65
2021-22	430	72	62	65	75	71	85
2022-23	373	52	65	58	54	66	78
2023-24	350	47	50	72	59	53	69



**DEMOGRAPHICS**

School Year	African American	Hispanic	White	Other	Female	Male	English Language	Economically Disadvantaged	Student with Disabilities
2020-21	37%	13%	37%	12%	48%	52%	3%	56%	20%
2021-22	35%	15%	39%	11%	48%	52%	4%	59%	20%
2022-23	34%	17%	36%	13%	48%	52%	8%	56%	18%
2023-24	38%	16%	33%	13%	46%	54%	9%	61%	17%



**SCHOOL GRADES**

School grades were optional for the 2020-21 school year. A missing grade means data is not available to report.

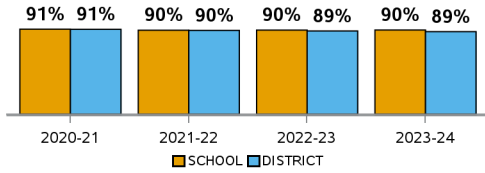
2021-22	2022-23
C	A

# SCHOOL CLIMATE

Suspension Event % is determined by the number of total Referrals that had an Internal/Out of School event as part of the Referral.

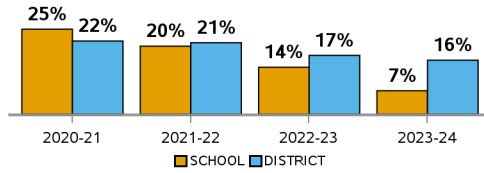
## Average Daily Attendance

	SCHOOL	DISTRICT
2020-21	91%	91%
2021-22	90%	90%
2022-23	90%	89%
2023-24	90%	89%



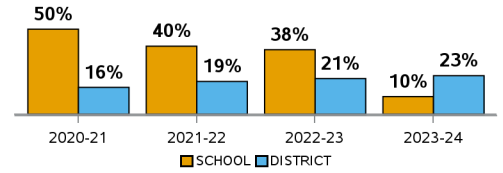
## Internal Suspension Events

	SCHOOL	DISTRICT
2020-21	25%	22%
2021-22	20%	21%
2022-23	14%	17%
2023-24	7%	16%



## Out of School Suspension Events

	SCHOOL	DISTRICT
2020-21	50%	16%
2021-22	40%	19%
2022-23	38%	21%
2023-24	10%	23%



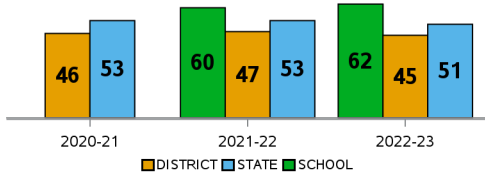
# STUDENT PERFORMANCE

Achievement - Percentage of full-year enrolled students who achieved a passing score (level 3+).

Gain - Percentage of full-year enrolled students who achieved a learning gain from the prior year to the current year. No gains were reported in 2022-23.

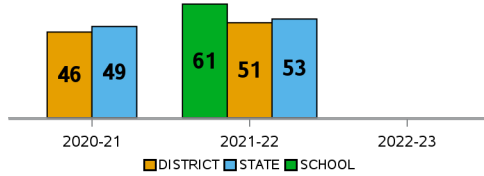
## ELA Achievement

	SCHOOL	DISTRICT	STATE
2020-21	.	46	53
2021-22	60	47	53
2022-23	62	45	51



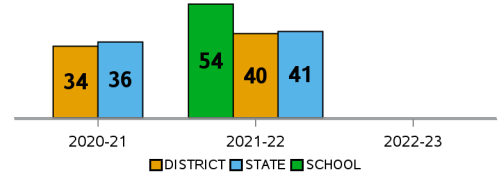
## ELA Gains

	SCHOOL	DISTRICT	STATE
2020-21	.	46	49
2021-22	61	51	53



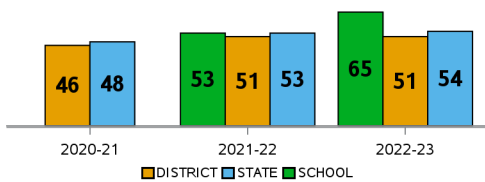
## ELA Gains (Bottom Quartile)

	SCHOOL	DISTRICT	STATE
2020-21	.	34	36
2021-22	54	40	41



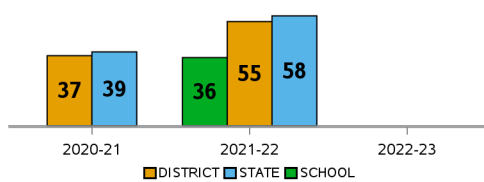
## Math Achievement

	SCHOOL	DISTRICT	STATE
2020-21	.	46	48
2021-22	53	51	53
2022-23	65	51	54



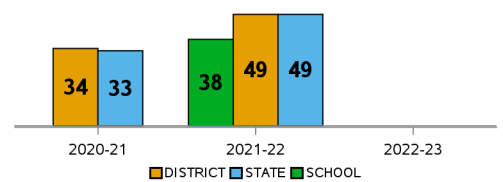
## Math Gains

	SCHOOL	DISTRICT	STATE
2020-21	.	37	39
2021-22	36	55	58



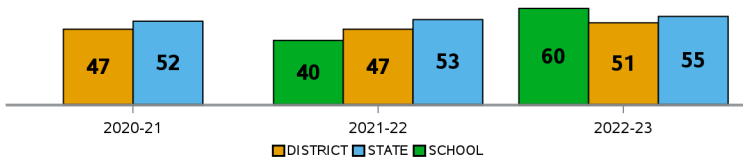
## Math Gains (Bottom Quartile)

	SCHOOL	DISTRICT	STATE
2020-21	.	34	33
2021-22	38	49	49



## Science Achievement

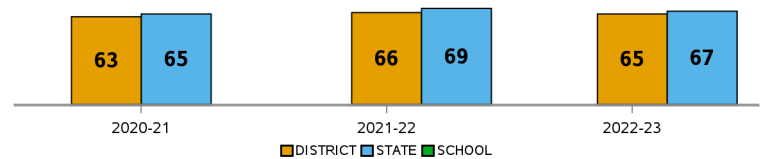
	SCHOOL	DISTRICT	STATE
2020-21	.	47	52
2021-22	40	47	53
2022-23	60	51	55



## Social Studies Achievement

Only applies for Middle & High School

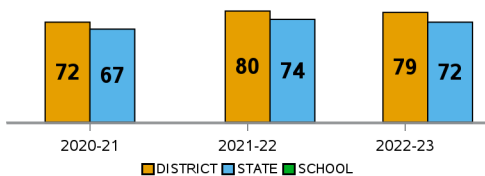
	DISTRICT	STATE
2020-21	63	65
2021-22	66	69
2022-23	65	67



## Middle-School Acceleration

This is the percentage of 8th grade students who are proficient in a High School Honors Course, or earned an Industry Certification the prior year.

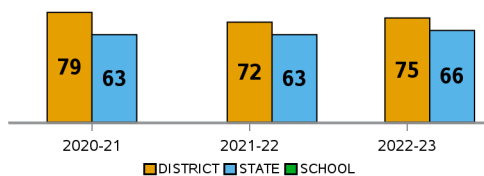
	DISTRICT	STATE
2020-21	72	67
2021-22	80	74
2022-23	79	72



## College & Career Acceleration

Percentage of graduates who earned a Dual Enrollment College Credit, an Industry Certification or passed an AP, AICE, or IB exam.

	DISTRICT	STATE
2020-21	79	63
2021-22	72	63
2022-23	75	66



## Four-Year Graduation Rate

Percentage of Cohort students who graduated within 4 years.

	DISTRICT	STATE
2020-21	90	90
2021-22	90	90
2022-23	86	88

