



DUVAL COUNTY PUBLIC SCHOOLS MAMIE AGNES JONES ELEMENTARY

700 Orange Ave, Baldwin, FL 32234-1000
904-266-1214

School Hours: 8:30 AM - 3:00 PM Grades: PK-05



SUPERINTENDENT
Christopher Bernier
bernierc@duvalschools.org

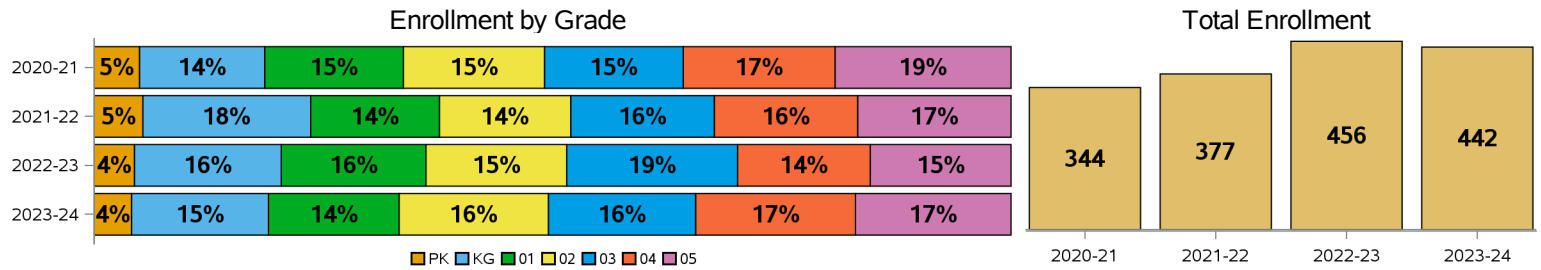
BOARD MEMBER
Charlotte Joyce
joycec@duvalschools.org

REGIONAL SUPERVISOR
Marianne Simon
simonm@duvalschools.org

PRINCIPAL
Katherine Kirkland
kirklandk@duvalschools.org

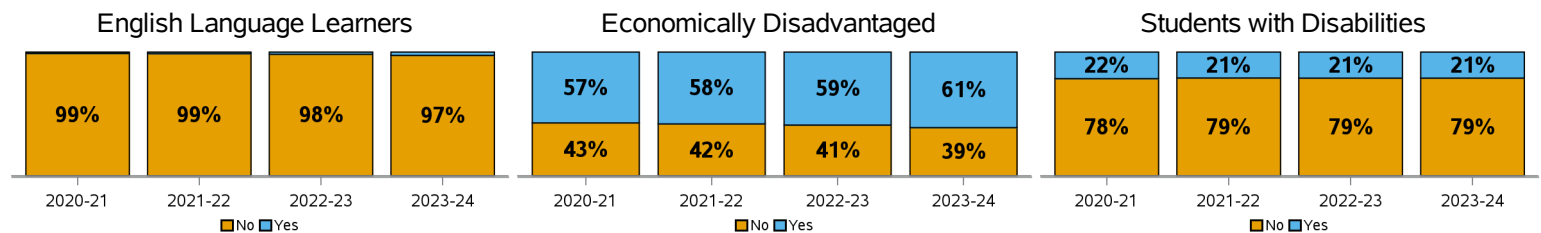
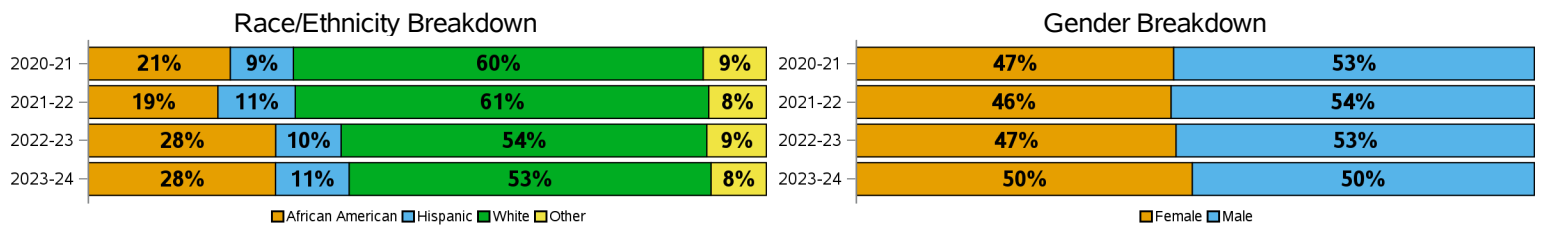
ENROLLMENT

School Year	Enrollment	PK	KG	01	02	03	04	05
2020-21	344	17	47	52	53	52	57	66
2021-22	377	20	69	53	54	59	59	63
2022-23	456	20	73	72	70	85	66	70
2023-24	442	18	66	63	72	71	77	75



DEMOGRAPHICS

School Year	African American	Hispanic	White	Other	Female	Male	English Language	Economically Disadvantaged	Student with Disabilities
2020-21	21%	9%	60%	9%	47%	53%	1%	57%	22%
2021-22	19%	11%	61%	8%	46%	54%	1%	58%	21%
2022-23	28%	10%	54%	9%	47%	53%	2%	59%	21%
2023-24	28%	11%	53%	8%	50%	50%	3%	61%	21%



SCHOOL GRADES

School grades were optional for the 2020-21 school year. A missing grade means data is not available to report.

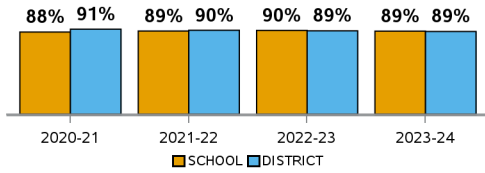
2020-21	2021-22	2022-23
	B	C

SCHOOL CLIMATE

Suspension Event % is determined by the number of total Referrals that had an Internal/Out of School event as part of the Referral.

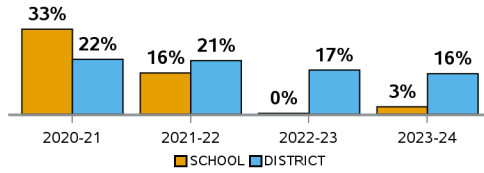
Average Daily Attendance

	SCHOOL	DISTRICT
2020-21	88%	91%
2021-22	89%	90%
2022-23	90%	89%
2023-24	89%	89%



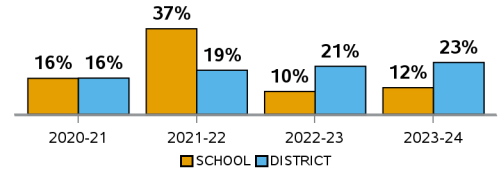
Internal Suspension Events

	SCHOOL	DISTRICT
2020-21	33%	22%
2021-22	16%	21%
2022-23	0%	17%
2023-24	3%	16%



Out of School Suspension Events

	SCHOOL	DISTRICT
2020-21	16%	16%
2021-22	37%	19%
2022-23	10%	21%
2023-24	12%	23%



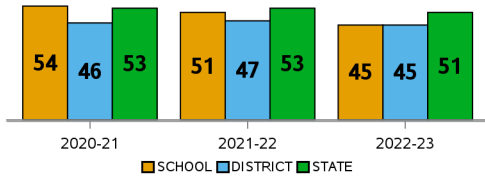
STUDENT PERFORMANCE

Achievement - Percentage of full-year enrolled students who achieved a passing score (level 3+).

Gain - Percentage of full-year enrolled students who achieved a learning gain from the prior year to the current year. No gains were reported in 2022-23.

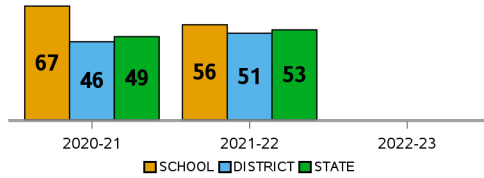
ELA Achievement

	SCHOOL	DISTRICT	STATE
2020-21	54	46	53
2021-22	51	47	53
2022-23	45	45	51



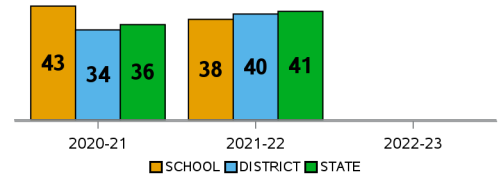
ELA Gains

	SCHOOL	DISTRICT	STATE
2020-21	67	46	49
2021-22	56	51	53



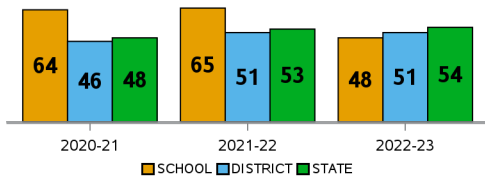
ELA Gains (Bottom Quartile)

	SCHOOL	DISTRICT	STATE
2020-21	43	34	36
2021-22	38	40	41



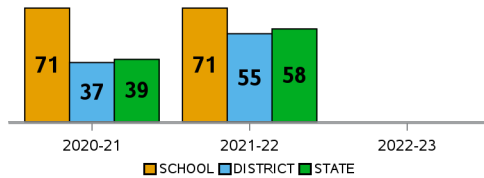
Math Achievement

	SCHOOL	DISTRICT	STATE
2020-21	64	46	48
2021-22	65	51	53
2022-23	48	51	54



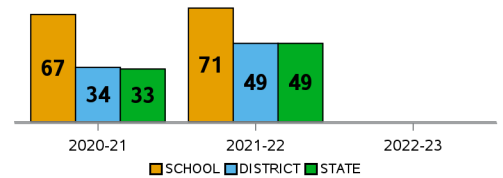
Math Gains

	SCHOOL	DISTRICT	STATE
2020-21	71	37	39
2021-22	71	55	58



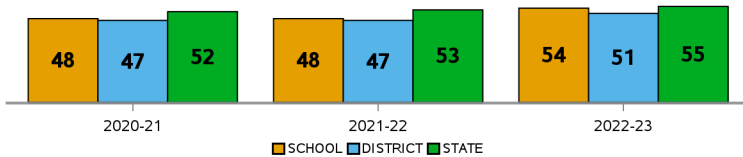
Math Gains (Bottom Quartile)

	SCHOOL	DISTRICT	STATE
2020-21	67	34	33
2021-22	71	49	49



Science Achievement

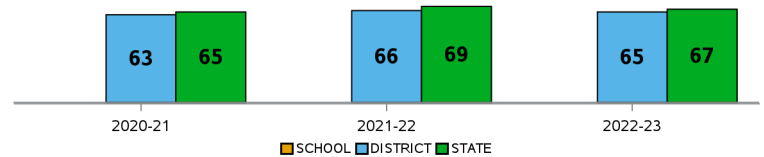
	SCHOOL	DISTRICT	STATE
2020-21	48	47	52
2021-22	48	47	53
2022-23	54	51	55



Social Studies Achievement

Only applies for Middle & High School

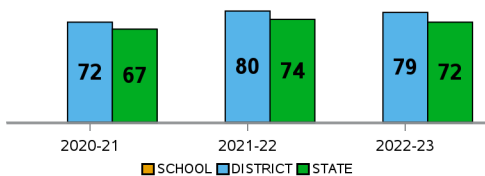
	DISTRICT	STATE
2020-21	63	65
2021-22	66	69
2022-23	65	67



Middle-School Acceleration

This is the percentage of 8th grade students who are proficient in a High School Honors Course, or earned an Industry Certification the prior year.

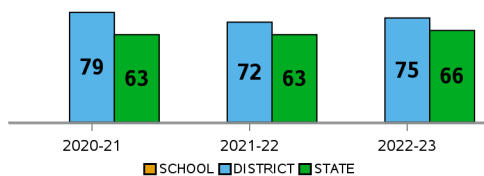
	DISTRICT	STATE
2020-21	72	67
2021-22	80	74
2022-23	79	72



College & Career Acceleration

Percentage of graduates who earned a Dual Enrollment College Credit, an Industry Certification or passed an AP, AICE, or IB exam.

	DISTRICT	STATE
2020-21	79	63
2021-22	72	63
2022-23	75	66



Four-Year Graduation Rate

Percentage of Cohort students who graduated within 4 years.

	DISTRICT	STATE
2020-21	90	90
2021-22	90	90
2022-23	86	88

