



# DUVAL COUNTY PUBLIC SCHOOLS WESTSIDE HIGH

5530 Firestone Rd, Jacksonville, FL 32244-1599  
904-573-1170

School Hours: 7:00 AM - 2:00 PM Grades: 09-12



**SUPERINTENDENT**  
Dr. Dana Kriznar  
kriznard@duvalschools.org

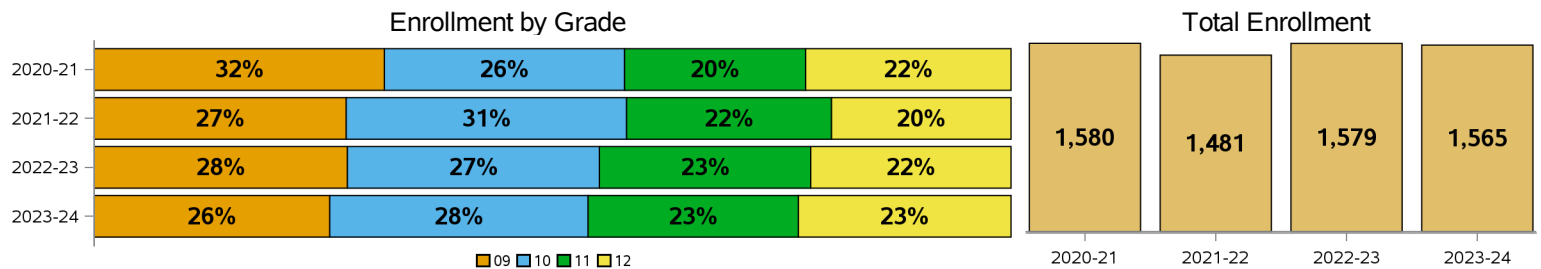
**BOARD MEMBER**  
Warren Jones  
jonesw2@duvalschools.org

**REGIONAL SUPERVISOR**  
Timothy Simmons  
simmonst@duvalschools.org

**PRINCIPAL**  
Vincent Foster  
fosterv@duvalschools.org

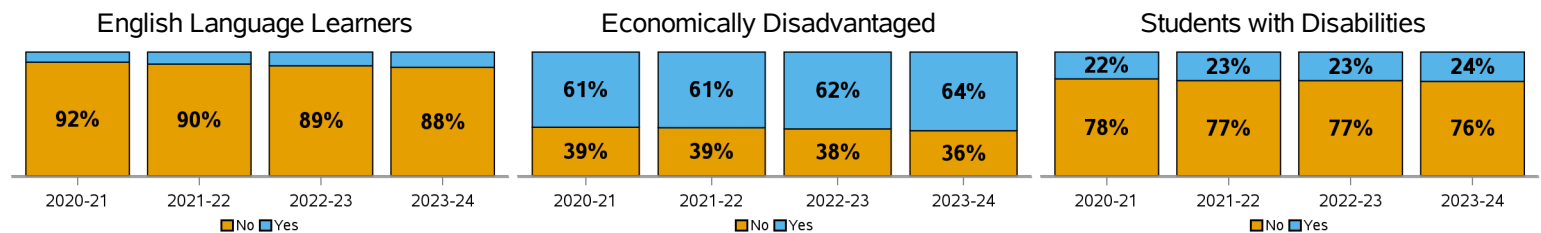
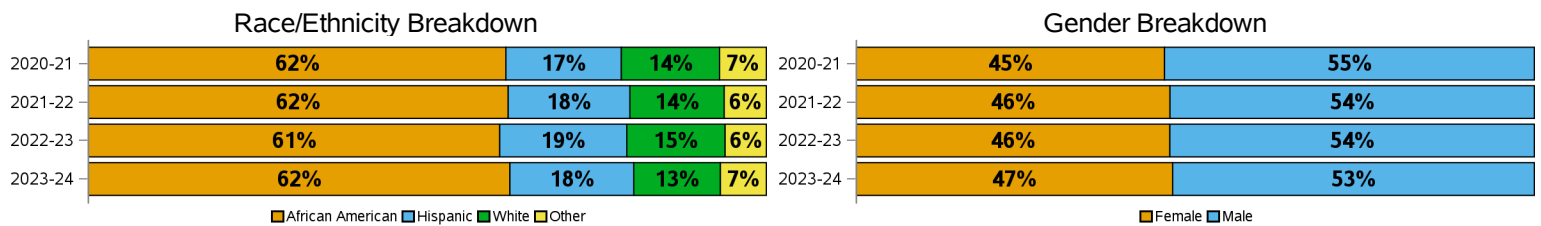
## ENROLLMENT

School Year	Enrollment	09	10	11	12
2020-21	1,580	500	414	312	354
2021-22	1,481	407	453	331	290
2022-23	1,579	436	434	364	345
2023-24	1,565	402	441	359	363



## DEMOGRAPHICS

School Year	African American	Hispanic	White	Other	Female	Male	English Language	Economically Disadvantaged	Student with Disabilities
2020-21	62%	17%	14%	7%	45%	55%	8%	61%	22%
2021-22	62%	18%	14%	6%	46%	54%	10%	61%	23%
2022-23	61%	19%	15%	6%	46%	54%	11%	62%	23%
2023-24	62%	18%	13%	7%	47%	53%	12%	64%	24%



## SCHOOL GRADES

School grades were optional for the 2020-21 school year. A missing grade means data is not available to report.

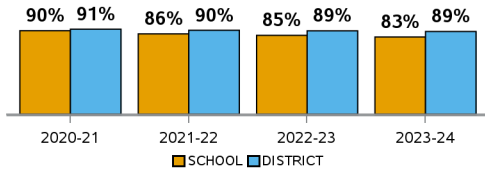
2020-21	2021-22	2022-23
	C	C

# SCHOOL CLIMATE

Suspension Event % is determined by the number of total Referrals that had an Internal/Out of School event as part of the Referral.

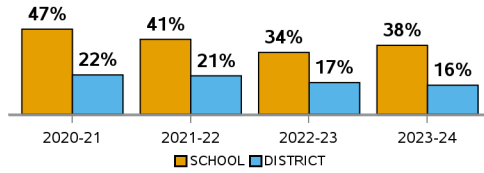
## Average Daily Attendance

	SCHOOL	DISTRICT
2020-21	90%	91%
2021-22	86%	90%
2022-23	85%	89%
2023-24	83%	89%



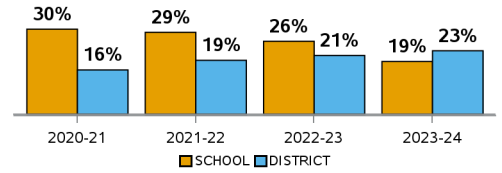
## Internal Suspension Events

	SCHOOL	DISTRICT
2020-21	47%	22%
2021-22	41%	21%
2022-23	34%	17%
2023-24	38%	16%



## Out of School Suspension Events

	SCHOOL	DISTRICT
2020-21	30%	16%
2021-22	29%	19%
2022-23	26%	21%
2023-24	19%	23%



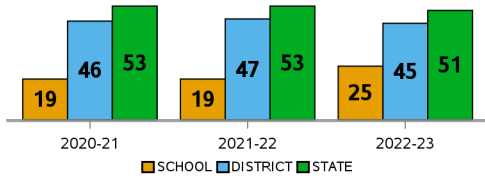
# STUDENT PERFORMANCE

Achievement - Percentage of full-year enrolled students who achieved a passing score (level 3+).

Gain - Percentage of full-year enrolled students who achieved a learning gain from the prior year to the current year. No gains were reported in 2022-23.

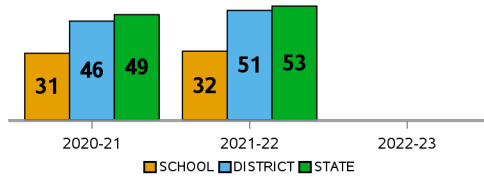
## ELA Achievement

	SCHOOL	DISTRICT	STATE
2020-21	19	46	53
2021-22	19	47	53
2022-23	25	45	51



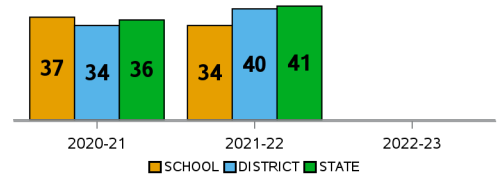
## ELA Gains

	SCHOOL	DISTRICT	STATE
2020-21	31	46	49
2021-22	32	51	53



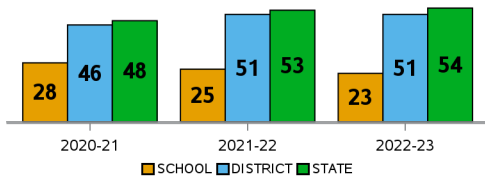
## ELA Gains (Bottom Quartile)

	SCHOOL	DISTRICT	STATE
2020-21	37	34	36
2021-22	34	40	41



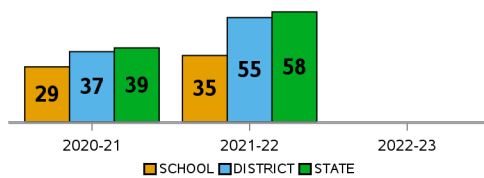
## Math Achievement

	SCHOOL	DISTRICT	STATE
2020-21	28	46	48
2021-22	25	51	53
2022-23	23	51	54



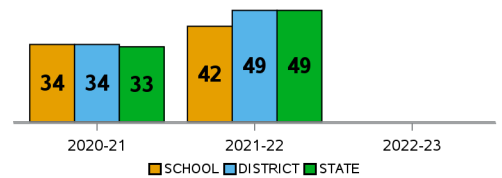
## Math Gains

	SCHOOL	DISTRICT	STATE
2020-21	29	37	39
2021-22	35	55	58



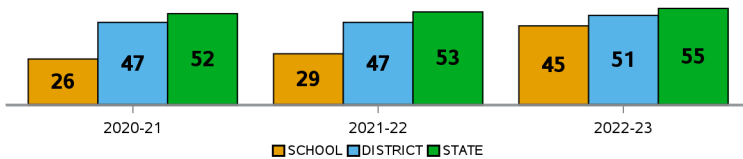
## Math Gains (Bottom Quartile)

	SCHOOL	DISTRICT	STATE
2020-21	34	34	33
2021-22	42	49	49



## Science Achievement

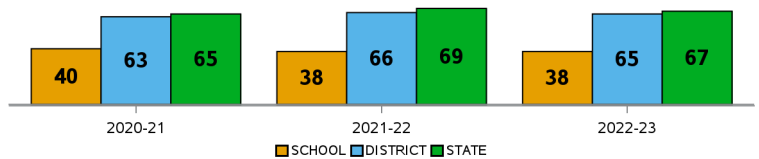
	SCHOOL	DISTRICT	STATE
2020-21	26	47	52
2021-22	29	47	53
2022-23	45	51	55



## Social Studies Achievement

Only applies for Middle & High School

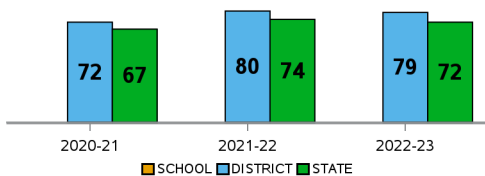
	SCHOOL	DISTRICT	STATE
2020-21	40	63	65
2021-22	38	66	69
2022-23	38	65	67



## Middle-School Acceleration

This is the percentage of 8th grade students who are proficient in a High School Honors Course, or earned an Industry Certification the prior year.

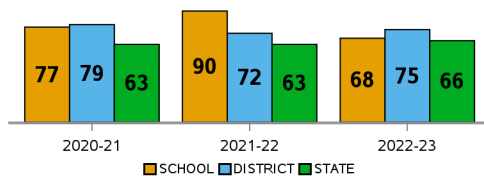
	DISTRICT	STATE
2020-21	72	67
2021-22	80	74
2022-23	79	72



## College & Career Acceleration

Percentage of graduates who earned a Dual Enrollment College Credit, an Industry Certification or passed an AP, AICE, or IB exam.

	SCHOOL	DISTRICT	STATE
2020-21	77	79	63
2021-22	90	72	63
2022-23	68	75	66



## Four-Year Graduation Rate

Percentage of Cohort students who graduated within 4 years.

	SCHOOL	DISTRICT	STATE
2020-21	91	90	90
2021-22	62	90	90
2022-23	79	86	88

