



**DUVAL COUNTY PUBLIC SCHOOLS  
HIGHLANDS MIDDLE**  
10913 Pine Estates Rd E, Jacksonville, FL 32218-4698  
904-696-8771  
School Hours: 9:30 AM - 4:15 PM      Grades: 06-08



**SUPERINTENDENT**  
Christopher Bernier  
bernierc@duvalschools.org

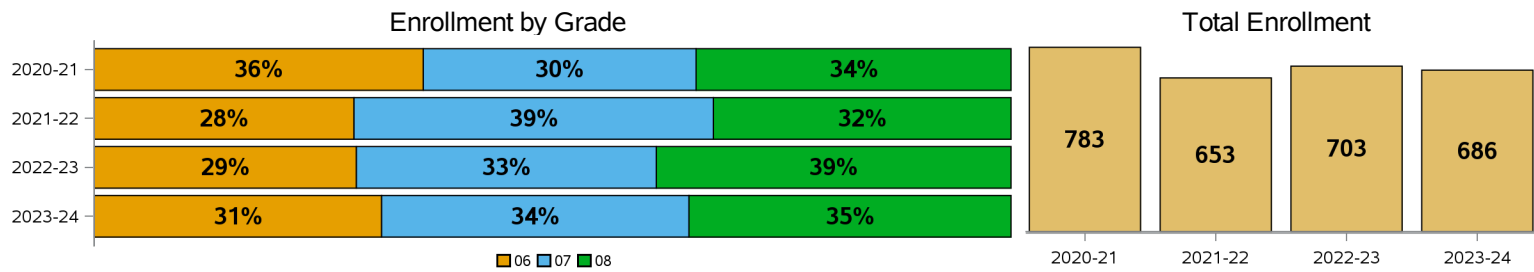
**BOARD MEMBER**  
Darryl Willie  
willied@duvalschools.org

**REGIONAL SUPERVISOR**  
Dr. Denise Hall  
halld@duvalschools.org

**PRINCIPAL**  
Leon Mungin  
mungin1@duvalschools.org

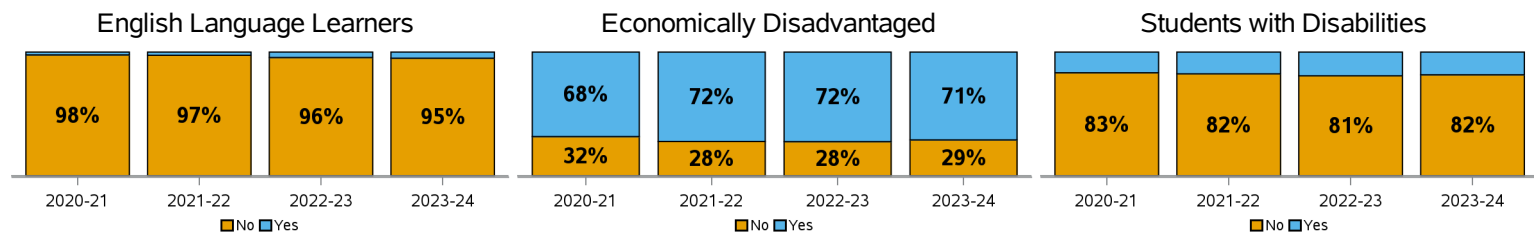
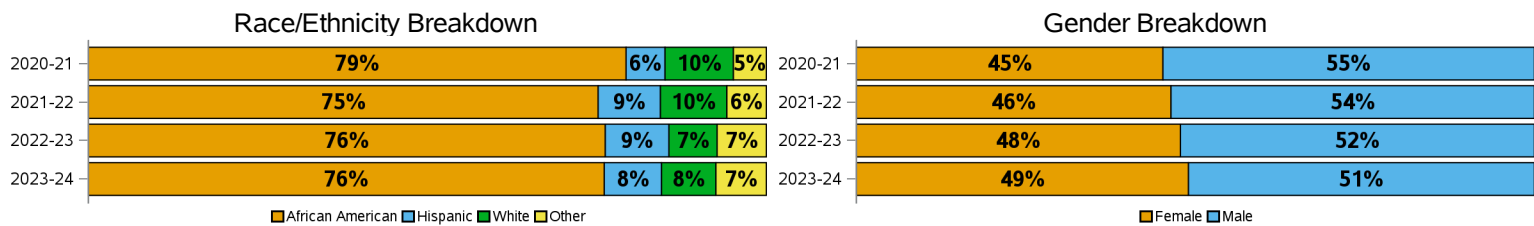
### ENROLLMENT

School Year	Enrollment	06	07	08
2020-21	783	281	233	269
2021-22	653	185	256	212
2022-23	703	201	230	272
2023-24	686	215	230	241



### DEMOGRAPHICS

School Year	African American	Hispanic	White	Other	Female	Male	English Language	Economically Disadvantaged	Student with Disabilities
2020-21	79%	6%	10%	5%	45%	55%	2%	68%	17%
2021-22	75%	9%	10%	6%	46%	54%	3%	72%	18%
2022-23	76%	9%	7%	7%	48%	52%	4%	72%	19%
2023-24	76%	8%	8%	7%	49%	51%	5%	71%	18%



### SCHOOL GRADES

School grades were optional for the 2020-21 school year. A missing grade means data is not available to report.

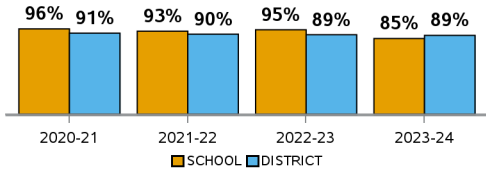
2020-21	2021-22	2022-23
	C	C

# SCHOOL CLIMATE

Suspension Event % is determined by the number of total Referrals that had an Internal/Out of School event as part of the Referral.

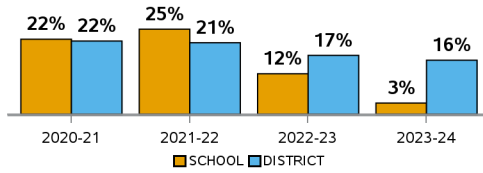
## Average Daily Attendance

	SCHOOL	DISTRICT
2020-21	96%	91%
2021-22	93%	90%
2022-23	95%	89%
2023-24	85%	89%



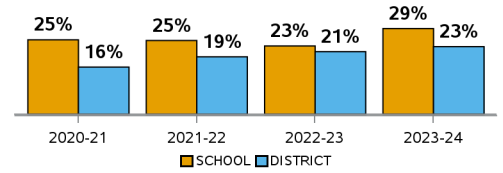
## Internal Suspension Events

	SCHOOL	DISTRICT
2020-21	22%	22%
2021-22	25%	21%
2022-23	12%	17%
2023-24	3%	16%



## Out of School Suspension Events

	SCHOOL	DISTRICT
2020-21	25%	16%
2021-22	25%	19%
2022-23	23%	21%
2023-24	29%	23%



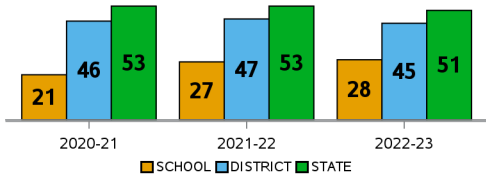
# STUDENT PERFORMANCE

Achievement - Percentage of full-year enrolled students who achieved a passing score (level 3+).

Gain - Percentage of full-year enrolled students who achieved a learning gain from the prior year to the current year. No gains were reported in 2022-23.

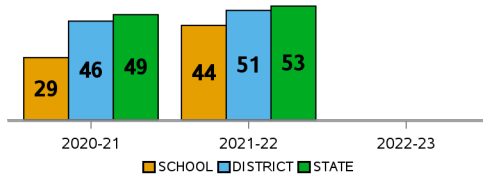
## ELA Achievement

	SCHOOL	DISTRICT	STATE
2020-21	21	46	53
2021-22	27	47	53
2022-23	28	45	51



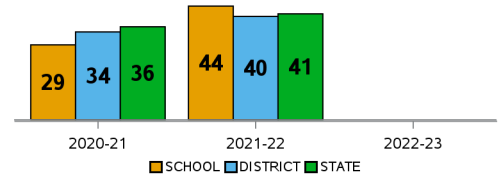
## ELA Gains

	SCHOOL	DISTRICT	STATE
2020-21	29	46	49
2021-22	44	51	53



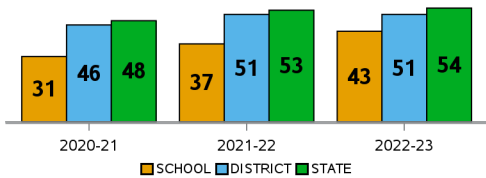
## ELA Gains (Bottom Quartile)

	SCHOOL	DISTRICT	STATE
2020-21	29	34	36
2021-22	44	40	41



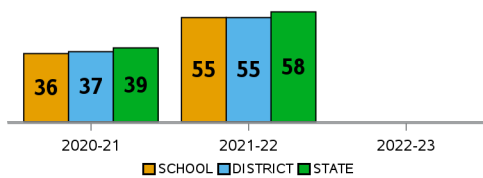
## Math Achievement

	SCHOOL	DISTRICT	STATE
2020-21	31	46	48
2021-22	37	51	53
2022-23	43	51	54



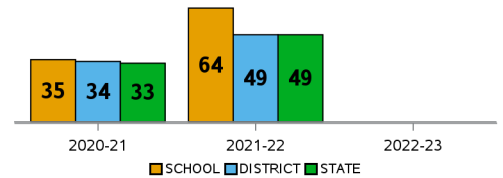
## Math Gains

	SCHOOL	DISTRICT	STATE
2020-21	36	37	39
2021-22	55	55	58



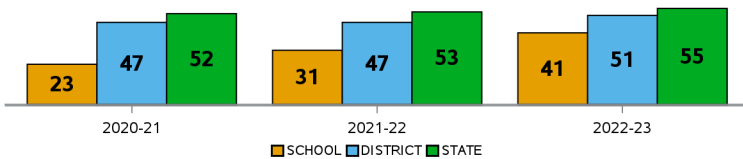
## Math Gains (Bottom Quartile)

	SCHOOL	DISTRICT	STATE
2020-21	35	34	33
2021-22	64	49	49



## Science Achievement

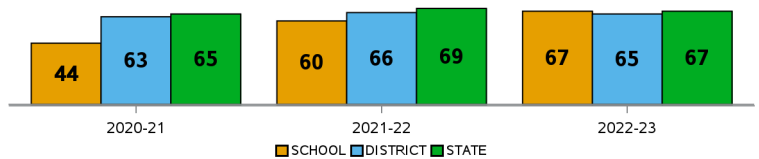
	SCHOOL	DISTRICT	STATE
2020-21	23	47	52
2021-22	31	47	53
2022-23	41	51	55



## Social Studies Achievement

Only applies for Middle & High School

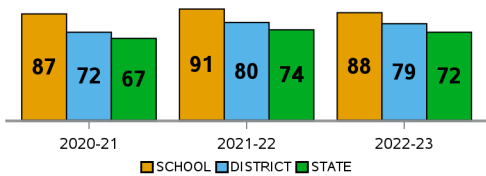
	SCHOOL	DISTRICT	STATE
2020-21	44	63	65
2021-22	60	66	69
2022-23	67	65	67



## Middle-School Acceleration

This is the percentage of 8th grade students who are proficient in a High School Honors Course, or earned an Industry Certification the prior year.

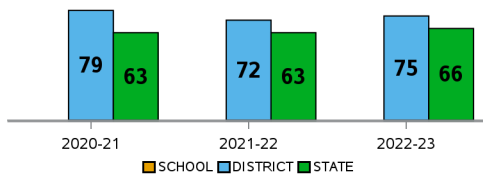
	SCHOOL	DISTRICT	STATE
2020-21	87	72	67
2021-22	91	80	74
2022-23	88	79	72



## College & Career Acceleration

Percentage of graduates who earned a Dual Enrollment College Credit, an Industry Certification or passed an AP, AICE, or IB exam.

	DISTRICT	STATE
2020-21	79	63
2021-22	72	63
2022-23	75	66



## Four-Year Graduation Rate

Percentage of Cohort students who graduated within 4 years.

	DISTRICT	STATE
2020-21	90	90
2021-22	90	90
2022-23	86	88

