



DUVAL COUNTY PUBLIC SCHOOLS
EDWARD WHITE HIGH
 1700 Old Middleburg Rd N, Jacksonville, FL 32210-1232
 904-693-7620
 School Hours: 7:00 AM - 2:00 PM Grades: 09-12



SUPERINTENDENT
 Dr. Dana Kriznar
 kriznard@duvalschools.org

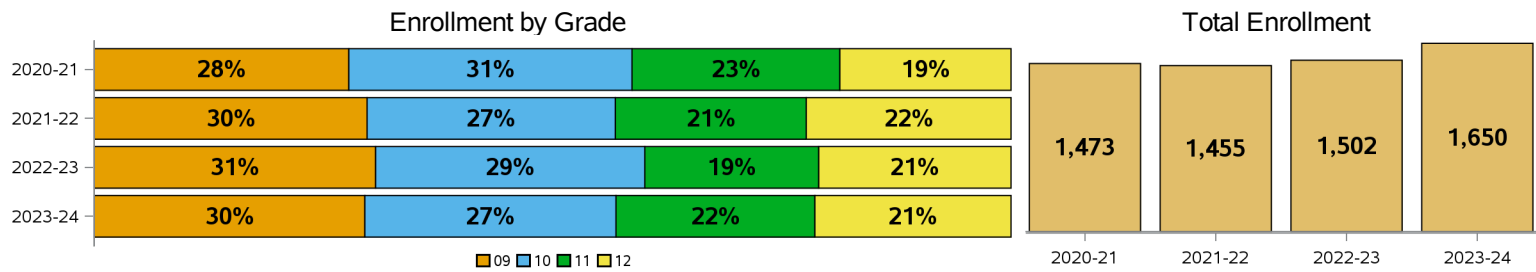
BOARD MEMBER
 Charlotte Joyce
 joycec@duvalschools.org

REGIONAL SUPERVISOR
 Timothy Simmons
 simmonst@duvalschools.org

PRINCIPAL
 Traci Battest
 rogerst3@duvalschools.org

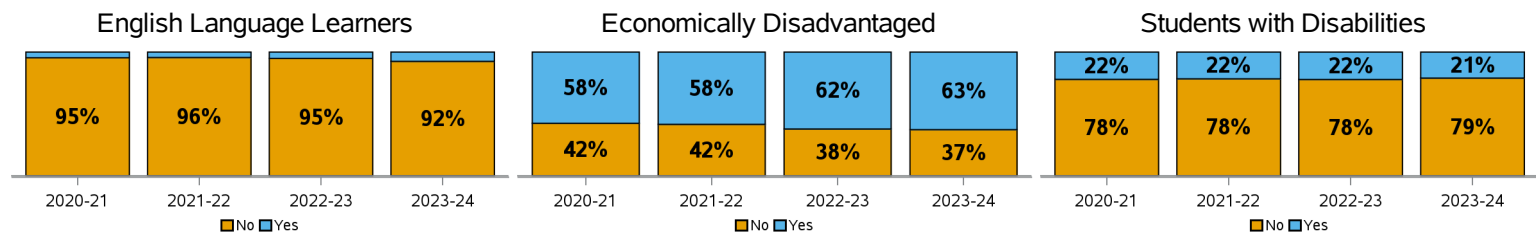
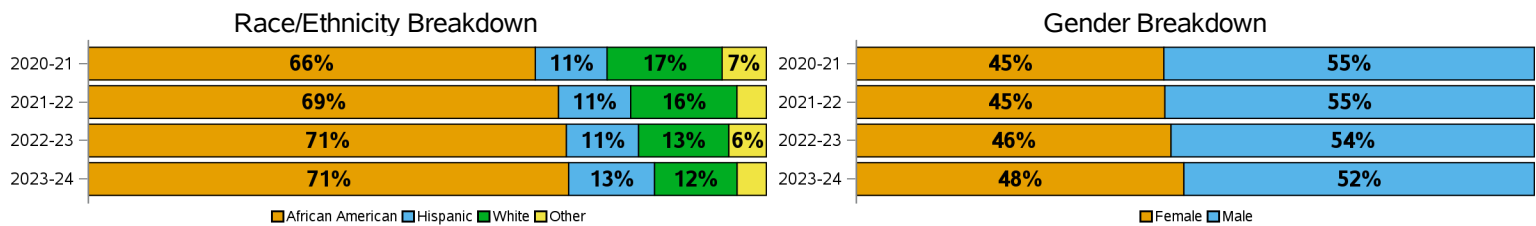
ENROLLMENT

School Year	Enrollment	09	10	11	12
2020-21	1,473	409	455	334	275
2021-22	1,455	433	394	303	325
2022-23	1,502	461	441	285	315
2023-24	1,650	487	452	358	353



DEMOGRAPHICS

School Year	African American	Hispanic	White	Other	Female	Male	English Language	Economically Disadvantaged	Student with Disabilities
2020-21	66%	11%	17%	7%	45%	55%	5%	58%	22%
2021-22	69%	11%	16%	4%	45%	55%	4%	58%	22%
2022-23	71%	11%	13%	6%	46%	54%	5%	62%	22%
2023-24	71%	13%	12%	4%	48%	52%	8%	63%	21%



SCHOOL GRADES

School grades were optional for the 2020-21 school year. A missing grade means data is not available to report.

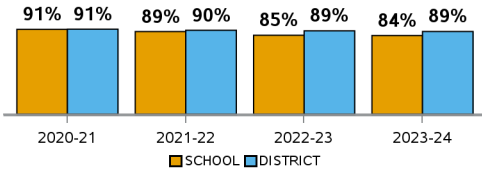
2020-21	2021-22	2022-23
	C	C

SCHOOL CLIMATE

Suspension Event % is determined by the number of total Referrals that had an Internal/Out of School event as part of the Referral.

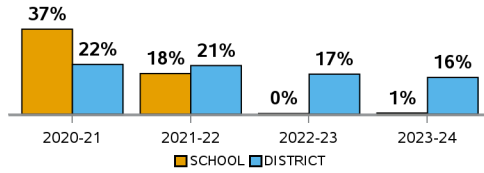
Average Daily Attendance

	SCHOOL	DISTRICT
2020-21	91%	91%
2021-22	89%	90%
2022-23	85%	89%
2023-24	84%	89%



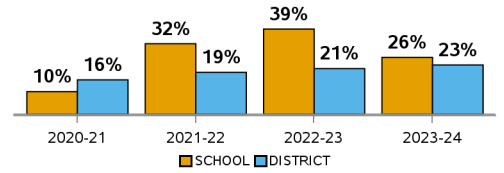
Internal Suspension Events

	SCHOOL	DISTRICT
2020-21	37%	22%
2021-22	18%	21%
2022-23	0%	17%
2023-24	1%	16%



Out of School Suspension Events

	SCHOOL	DISTRICT
2020-21	10%	16%
2021-22	32%	19%
2022-23	39%	21%
2023-24	26%	23%



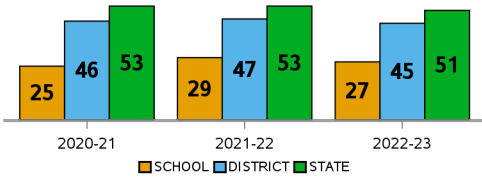
STUDENT PERFORMANCE

Achievement - Percentage of full-year enrolled students who achieved a passing score (level 3+).

Gain - Percentage of full-year enrolled students who achieved a learning gain from the prior year to the current year. No gains were reported in 2022-23.

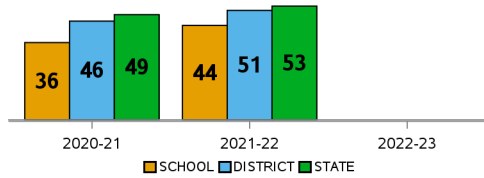
ELA Achievement

	SCHOOL	DISTRICT	STATE
2020-21	25	46	53
2021-22	29	47	53
2022-23	27	45	51



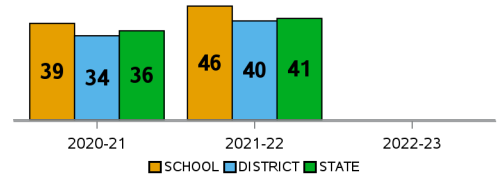
ELA Gains

	SCHOOL	DISTRICT	STATE
2020-21	36	46	49
2021-22	44	51	53



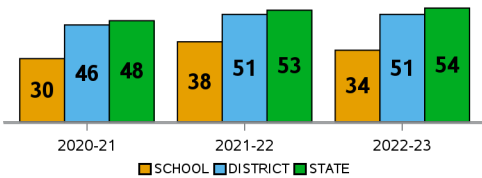
ELA Gains (Bottom Quartile)

	SCHOOL	DISTRICT	STATE
2020-21	39	34	36
2021-22	46	40	41



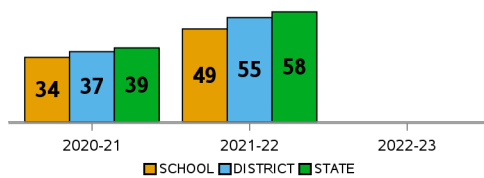
Math Achievement

	SCHOOL	DISTRICT	STATE
2020-21	30	46	48
2021-22	38	51	53
2022-23	34	51	54



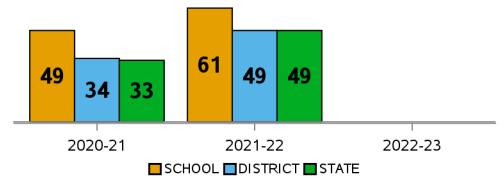
Math Gains

	SCHOOL	DISTRICT	STATE
2020-21	34	37	39
2021-22	49	55	58



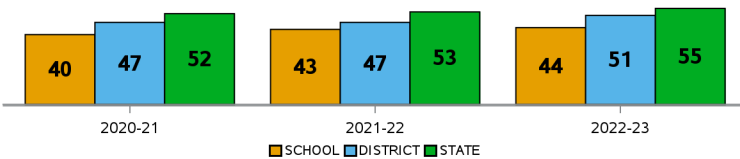
Math Gains (Bottom Quartile)

	SCHOOL	DISTRICT	STATE
2020-21	49	34	33
2021-22	61	49	49



Science Achievement

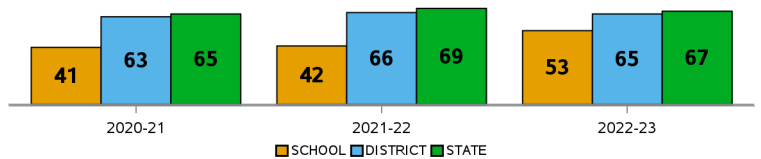
	SCHOOL	DISTRICT	STATE
2020-21	40	47	52
2021-22	43	47	53
2022-23	44	51	55



Social Studies Achievement

Only applies for Middle & High School

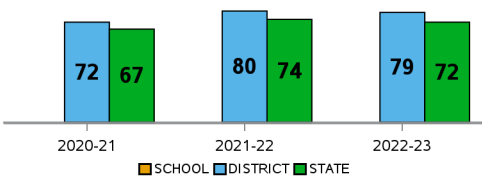
	SCHOOL	DISTRICT	STATE
2020-21	41	63	65
2021-22	42	66	69
2022-23	53	65	67



Middle-School Acceleration

This is the percentage of 8th grade students who are proficient in a High School Honors Course, or earned an Industry Certification the prior year.

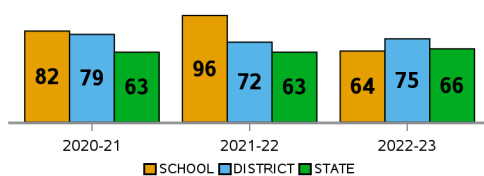
	DISTRICT	STATE
2020-21	72	67
2021-22	80	74
2022-23	79	72



College & Career Acceleration

Percentage of graduates who earned a Dual Enrollment College Credit, an Industry Certification or passed an AP, AICE, or IB exam.

	SCHOOL	DISTRICT	STATE
2020-21	82	79	63
2021-22	96	72	63
2022-23	64	75	66



Four-Year Graduation Rate

Percentage of Cohort students who graduated within 4 years.

	SCHOOL	DISTRICT	STATE
2020-21	95	90	90
2021-22	69	90	90
2022-23	91	86	88

