



DUVAL COUNTY PUBLIC SCHOOLS ALIMACANI ELEMENTARY

2051 San Pablo Rd S, Jacksonville, FL 32224-1031
904-221-7101

School Hours: 8:30 AM - 3:00 PM Grades: PK-05



SUPERINTENDENT
Dr. Dana Kriznar
kriznard@duvalschools.org

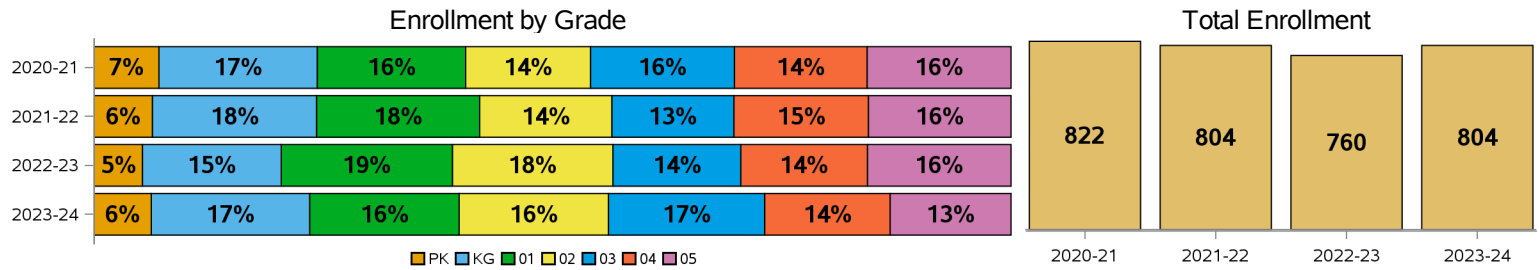
BOARD MEMBER
April Carney
carneya1@duvalschools.org

REGIONAL SUPERVISOR
Marianne Simon
simonm@duvalschools.org

PRINCIPAL
Robyn White
whiter4@duvalschools.org

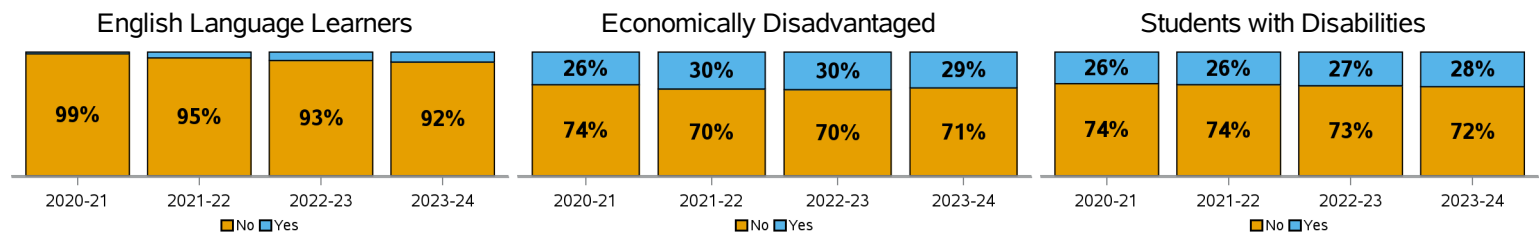

ENROLLMENT

School Year	Enrollment	PK	KG	01	02	03	04	05
2020-21	822	58	142	133	112	129	119	129
2021-22	804	51	144	143	116	107	118	125
2022-23	760	40	115	142	133	106	105	119
2023-24	804	50	139	131	131	137	110	106



DEMOGRAPHICS

School Year	African American	Hispanic	White	Other	Female	Male	English Language	Economically Disadvantaged	Student with Disabilities
2020-21	8%	17%	65%	10%	46%	54%	1%	26%	26%
2021-22	9%	19%	62%	11%	47%	53%	5%	30%	26%
2022-23	7%	19%	64%	10%	48%	52%	7%	30%	27%
2023-24	10%	19%	62%	9%	48%	52%	8%	29%	28%



SCHOOL GRADES

School grades were optional for the 2020-21 school year. A missing grade means data is not available to report.

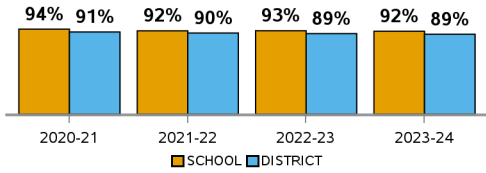
2020-21	2021-22	2022-23
	A	A

SCHOOL CLIMATE

Suspension Event % is determined by the number of total Referrals that had an Internal/Out of School event as part of the Referral.

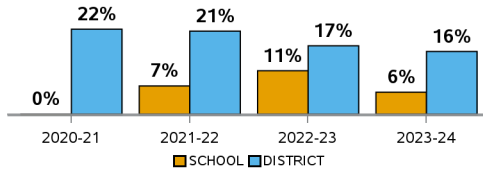
Average Daily Attendance

	SCHOOL	DISTRICT
2020-21	94%	91%
2021-22	92%	90%
2022-23	93%	89%
2023-24	92%	89%



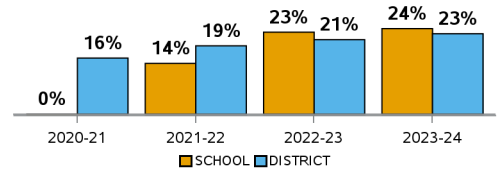
Internal Suspension Events

	SCHOOL	DISTRICT
2020-21	0%	22%
2021-22	7%	21%
2022-23	11%	17%
2023-24	6%	16%



Out of School Suspension Events

	SCHOOL	DISTRICT
2020-21	0%	16%
2021-22	14%	19%
2022-23	23%	21%
2023-24	24%	23%



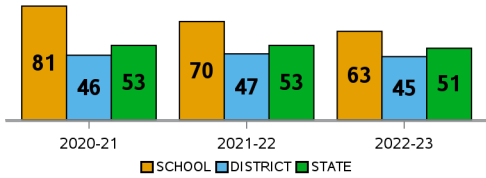
STUDENT PERFORMANCE

Achievement - Percentage of full-year enrolled students who achieved a passing score (level 3+).

Gain - Percentage of full-year enrolled students who achieved a learning gain from the prior year to the current year. No gains were reported in 2022-23.

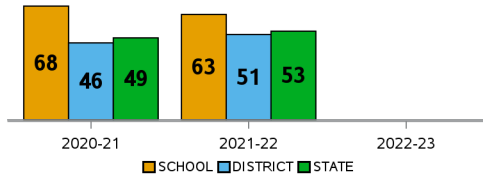
ELA Achievement

	SCHOOL	DISTRICT	STATE
2020-21	81	46	53
2021-22	70	47	53
2022-23	63	45	51



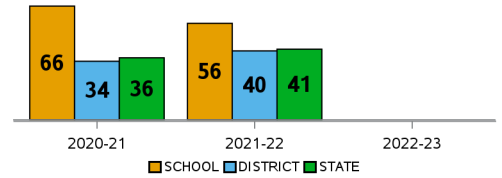
ELA Gains

	SCHOOL	DISTRICT	STATE
2020-21	68	46	49
2021-22	63	51	53



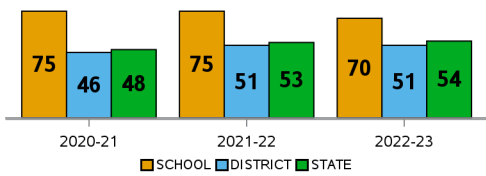
ELA Gains (Bottom Quartile)

	SCHOOL	DISTRICT	STATE
2020-21	66	34	36
2021-22	56	40	41



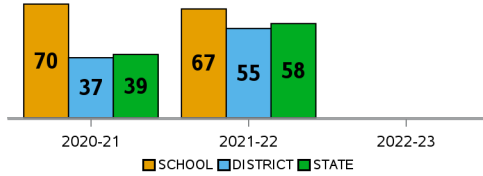
Math Achievement

	SCHOOL	DISTRICT	STATE
2020-21	75	46	48
2021-22	75	51	53
2022-23	70	51	54



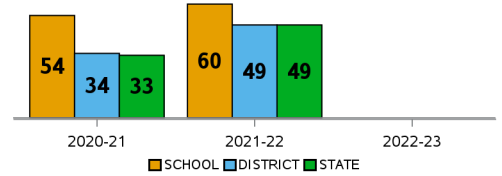
Math Gains

	SCHOOL	DISTRICT	STATE
2020-21	70	37	39
2021-22	67	55	58



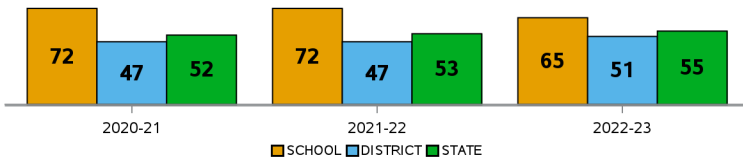
Math Gains (Bottom Quartile)

	SCHOOL	DISTRICT	STATE
2020-21	54	34	33
2021-22	60	49	49



Science Achievement

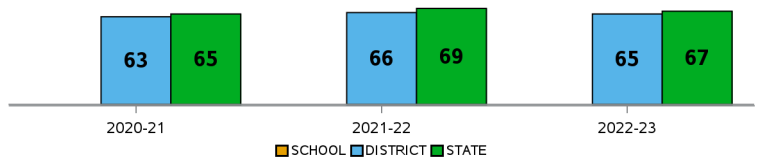
	SCHOOL	DISTRICT	STATE
2020-21	72	47	52
2021-22	72	47	53
2022-23	65	51	55



Social Studies Achievement

Only applies for Middle & High School

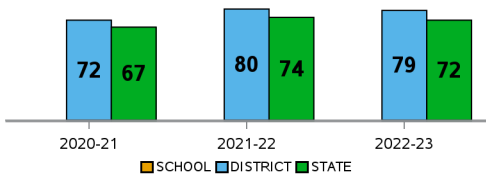
	DISTRICT	STATE
2020-21	63	65
2021-22	66	69
2022-23	65	67



Middle-School Acceleration

This is the percentage of 8th grade students who are proficient in a High School Honors Course, or earned an Industry Certification the prior year.

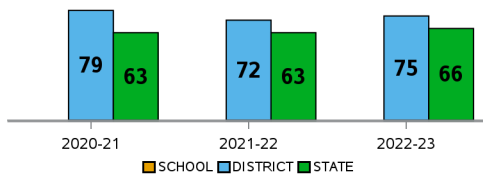
	DISTRICT	STATE
2020-21	72	67
2021-22	80	74
2022-23	79	72



College & Career Acceleration

Percentage of graduates who earned a Dual Enrollment College Credit, an Industry Certification or passed an AP, AICE, or IB exam.

	DISTRICT	STATE
2020-21	79	63
2021-22	72	63
2022-23	75	66



Four-Year Graduation Rate

Percentage of Cohort students who graduated within 4 years.

	DISTRICT	STATE
2020-21	90	90
2021-22	90	90
2022-23	86	88

