



**DUVAL COUNTY PUBLIC SCHOOLS**  
**ABESS PARK ELEMENTARY**  
 12731 Abess Blvd, Jacksonville, FL 32225-5942  
 904-220-1260



School Hours: 9:00 AM - 3:30 PM      Grades: PK-05

**SUPERINTENDENT**  
 Dr. Christopher Bernier  
 bernierc@duvalschools.org

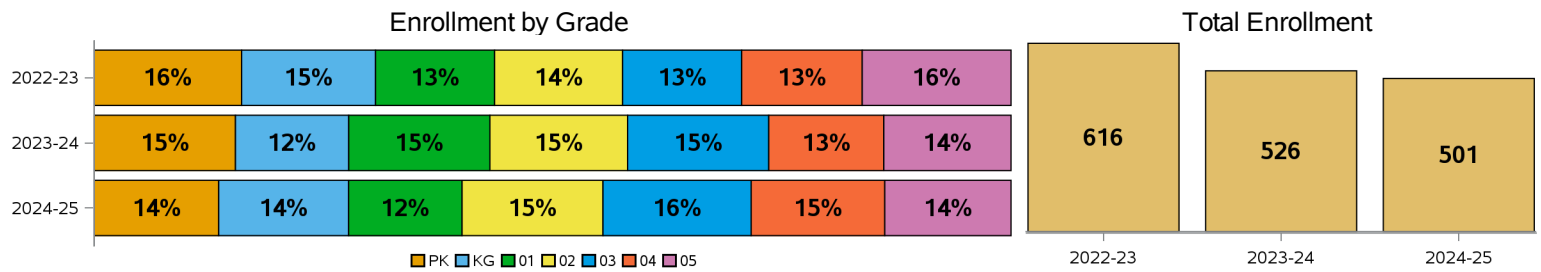
**BOARD MEMBER**  
 April Carney  
 carneya1@duvalschools.org

**REGIONAL SUPERVISOR**  
 Randall Strickland  
 stricklandr@duvalschools.org

**PRINCIPAL**  
 Dr. Sabrina Session-Jones  
 sessions@duvalschools.org

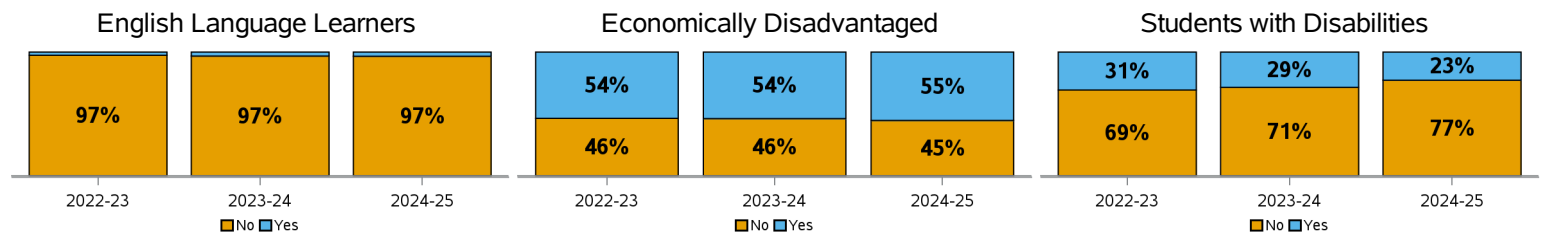
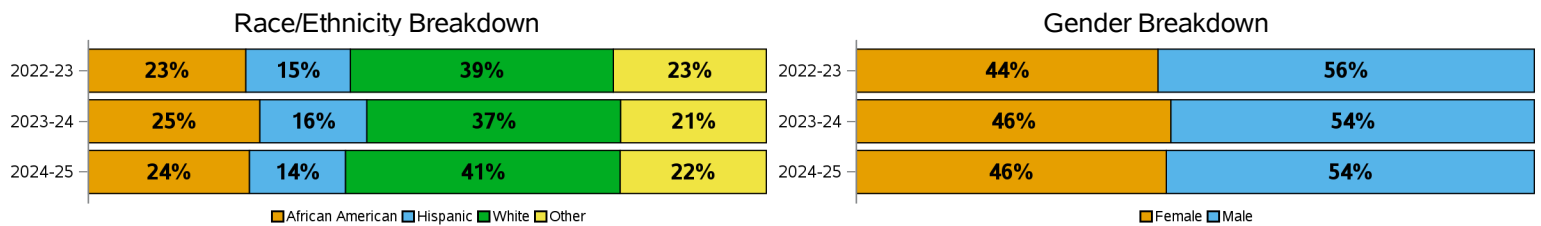
**ENROLLMENT**

School Year	Enrollment	PK	KG	01	02	03	04	05
2022-23	616	99	90	80	86	80	81	100
2023-24	526	81	65	81	79	81	66	73
2024-25	501	68	71	62	77	81	73	69



**DEMOGRAPHICS**

School Year	African American	Hispanic	White	Other	Female	Male	English Language	Economically Disadvantaged	Student with Disabilities
2022-23	23%	15%	39%	23%	44%	56%	3%	54%	31%
2023-24	25%	16%	37%	21%	46%	54%	3%	54%	29%
2024-25	24%	14%	41%	22%	46%	54%	3%	55%	23%



**SCHOOL GRADES**

2021-22	2022-23	2023-24
A	A	B

# SCHOOL CLIMATE

Suspension Event % is determined by the number of total Referrals that had an Internal/Out of School event as part of the Referral.

## Average Daily Attendance

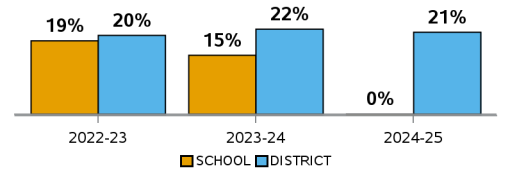
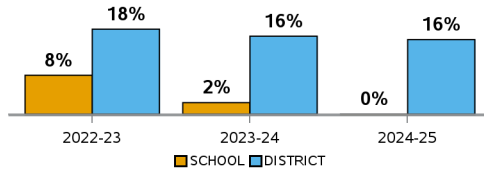
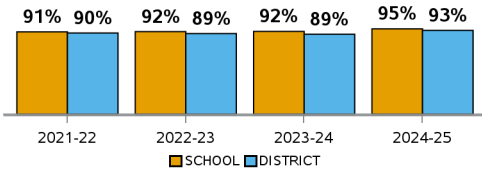
	SCHOOL	DISTRICT
2022-23	92%	89%
2023-24	92%	89%
2024-25	95%	93%

## Internal Suspension Events

	SCHOOL	DISTRICT
2022-23	8%	18%
2023-24	2%	16%
2024-25	0%	16%

## Out of School Suspension Events

	SCHOOL	DISTRICT
2022-23	19%	20%
2023-24	15%	22%
2024-25	0%	21%



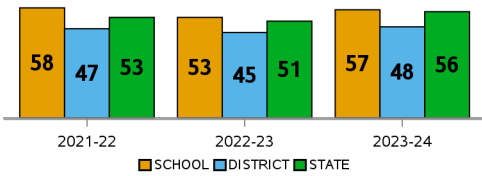
# STUDENT PERFORMANCE

Achievement - Percentage of full-year enrolled students who achieved a passing score (level 3+).

Gain - Percentage of full-year enrolled students who achieved a learning gain from the prior year to the current year. No gains were reported in 2022-23.

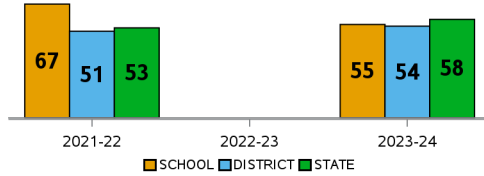
## ELA Achievement

	SCHOOL	DISTRICT	STATE
2021-22	58	47	53
2022-23	53	45	51
2023-24	57	48	56



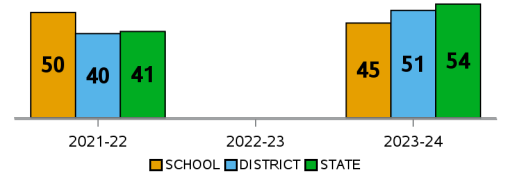
## ELA Gains

	SCHOOL	DISTRICT	STATE
2021-22	67	51	53
2023-24	55	54	58



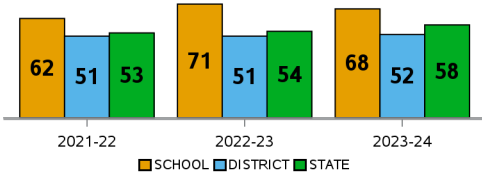
## ELA Gains (Bottom Quartile)

	SCHOOL	DISTRICT	STATE
2021-22	50	40	41
2023-24	45	51	54



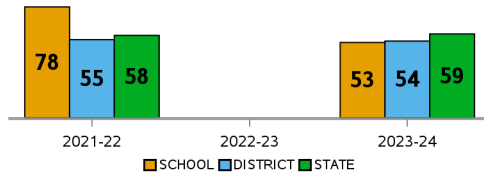
## Math Achievement

	SCHOOL	DISTRICT	STATE
2021-22	62	51	53
2022-23	71	51	54
2023-24	68	52	58



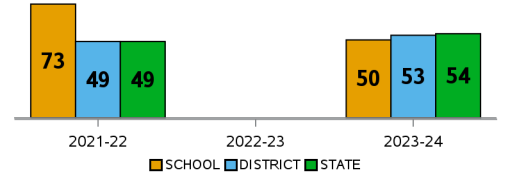
## Math Gains

	SCHOOL	DISTRICT	STATE
2021-22	78	55	58
2023-24	53	54	59



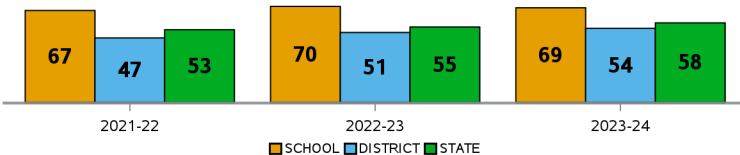
## Math Gains (Bottom Quartile)

	SCHOOL	DISTRICT	STATE
2021-22	73	49	49
2023-24	50	53	54



## Science Achievement

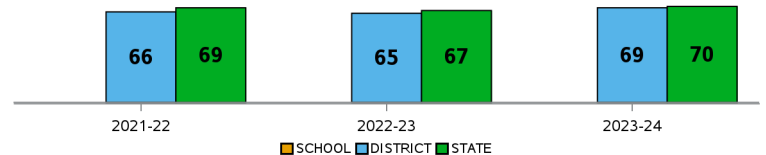
	SCHOOL	DISTRICT	STATE
2021-22	67	47	53
2022-23	70	51	55
2023-24	69	54	58



## Social Studies Achievement

Only applies for Middle & High School

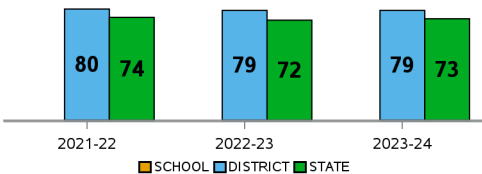
	DISTRICT	STATE
2021-22	66	69
2022-23	65	67
2023-24	69	70



## Middle-School Acceleration

This is the percentage of 8th grade students who are proficient in a High School Honors Course, or earned an Industry Certification the prior year.

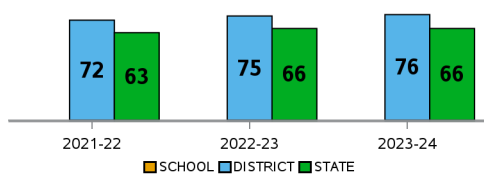
	DISTRICT	STATE
2021-22	80	74
2022-23	79	72
2023-24	79	73



## College & Career Acceleration

Percentage of graduates who earned a Dual Enrollment College Credit, an Industry Certification or passed an AP, AICE, or IB exam.

	DISTRICT	STATE
2021-22	72	63
2022-23	75	66
2023-24	76	66



## Four-Year Graduation Rate

Percentage of Cohort students who graduated within 4 years.

	DISTRICT	STATE
2021-22	90	90
2022-23	86	88
2023-24	87	88

