



DUVAL COUNTY PUBLIC SCHOOLS
CHETS CREEK ELEMENTARY
 13200 Chets Creek Blvd, Jacksonville, FL 32224-5234
 904-992-6390
 School Hours: 9:00 AM - 3:30 PM Grades: KG-05



SUPERINTENDENT
 Christopher Bernier
 bernierc@duvalschools.org

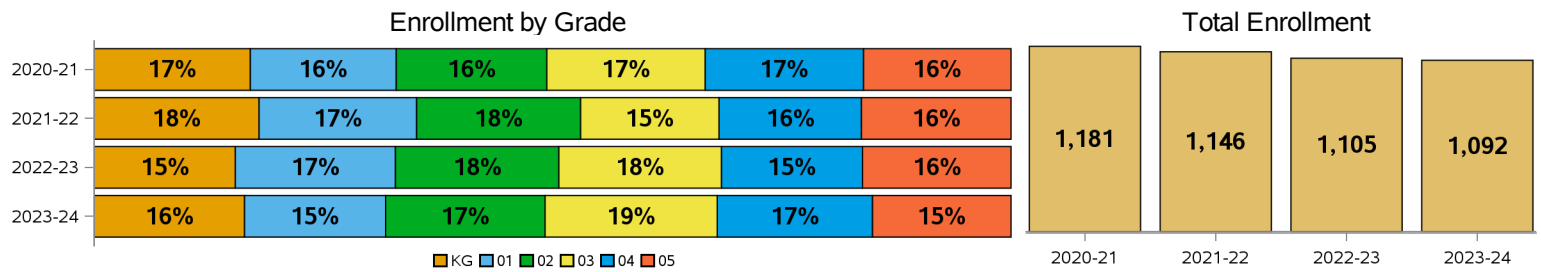
BOARD MEMBER
 April Carney
 carneya1@duvalschools.org

REGIONAL SUPERVISOR
 Marianne Simon
 simonm@duvalschools.org

PRINCIPAL
 Susan Phillips
 phillipss4@duvalschools.org

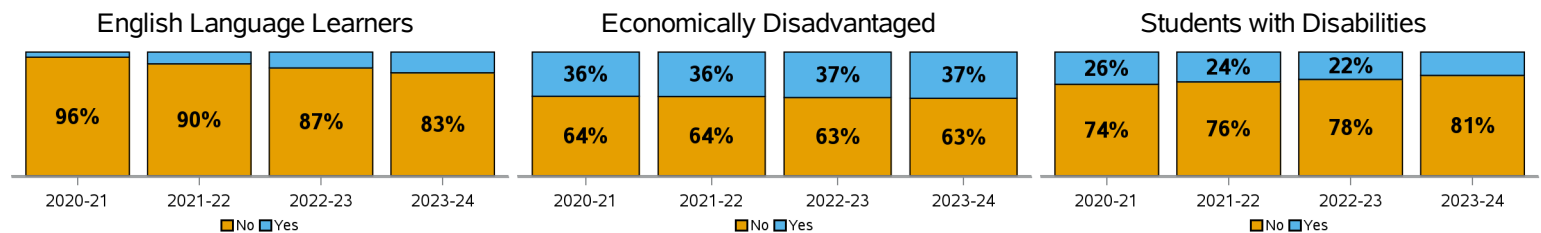
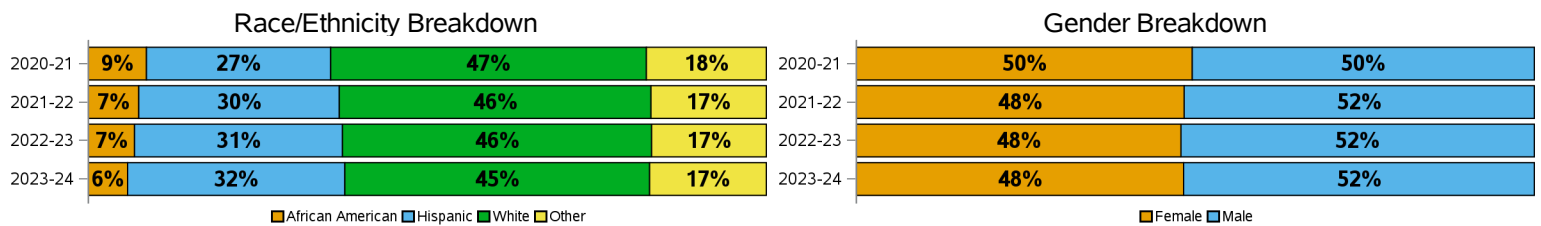
ENROLLMENT

School Year	Enrollment	KG	01	02	03	04	05
2020-21	1,181	201	188	194	204	204	190
2021-22	1,146	206	197	205	173	178	187
2022-23	1,105	170	193	197	196	170	179
2023-24	1,092	179	168	190	205	185	165



DEMOGRAPHICS

School Year	African American	Hispanic	White	Other	Female	Male	English Language	Economically Disadvantaged	Student with Disabilities
2020-21	9%	27%	47%	18%	50%	50%	4%	36%	26%
2021-22	7%	30%	46%	17%	48%	52%	10%	36%	24%
2022-23	7%	31%	46%	17%	48%	52%	13%	37%	22%
2023-24	6%	32%	45%	17%	48%	52%	17%	37%	19%



SCHOOL GRADES

School grades were optional for the 2020-21 school year. A missing grade means data is not available to report.

2020-21	2021-22	2022-23
	A	A

SCHOOL CLIMATE

Suspension Event % is determined by the number of total Referrals that had an Internal/Out of School event as part of the Referral.

Average Daily Attendance

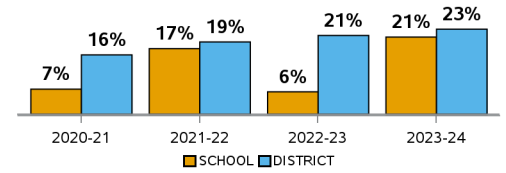
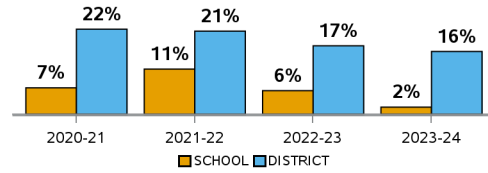
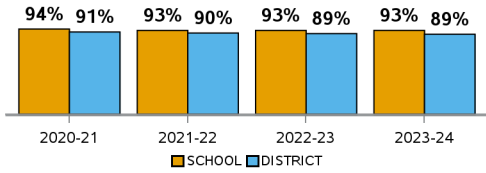
	SCHOOL	DISTRICT
2020-21	94%	91%
2021-22	93%	90%
2022-23	93%	89%
2023-24	93%	89%

Internal Suspension Events

	SCHOOL	DISTRICT
2020-21	7%	22%
2021-22	11%	21%
2022-23	6%	17%
2023-24	2%	16%

Out of School Suspension Events

	SCHOOL	DISTRICT
2020-21	7%	16%
2021-22	17%	19%
2022-23	6%	21%
2023-24	21%	23%



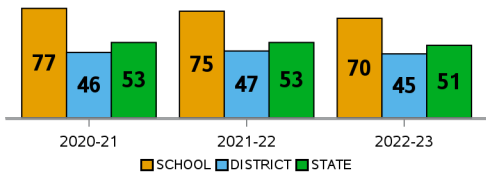
STUDENT PERFORMANCE

Achievement - Percentage of full-year enrolled students who achieved a passing score (level 3+).

Gain - Percentage of full-year enrolled students who achieved a learning gain from the prior year to the current year. No gains were reported in 2022-23.

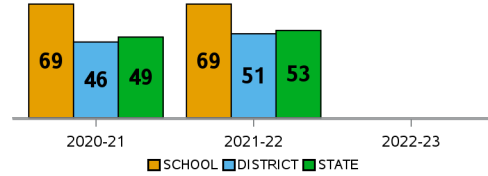
ELA Achievement

	SCHOOL	DISTRICT	STATE
2020-21	77	46	53
2021-22	75	47	53
2022-23	70	45	51



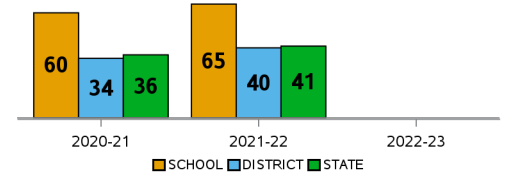
ELA Gains

	SCHOOL	DISTRICT	STATE
2020-21	69	46	49
2021-22	69	51	53



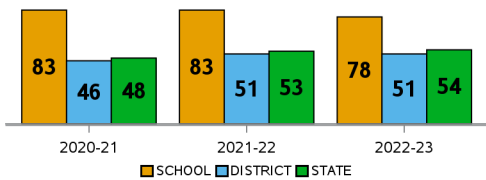
ELA Gains (Bottom Quartile)

	SCHOOL	DISTRICT	STATE
2020-21	60	34	36
2021-22	65	40	41



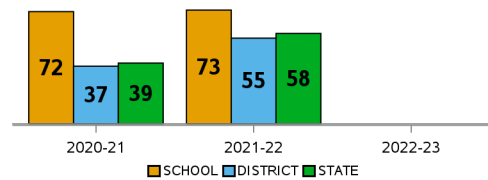
Math Achievement

	SCHOOL	DISTRICT	STATE
2020-21	83	46	48
2021-22	83	51	53
2022-23	78	51	54



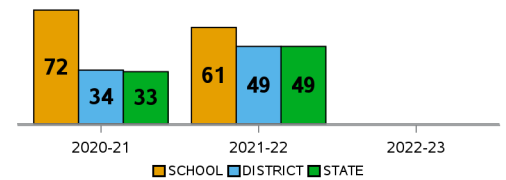
Math Gains

	SCHOOL	DISTRICT	STATE
2020-21	72	37	39
2021-22	73	55	58



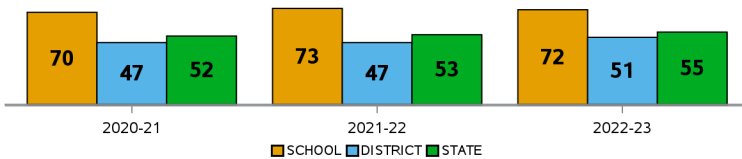
Math Gains (Bottom Quartile)

	SCHOOL	DISTRICT	STATE
2020-21	72	34	33
2021-22	61	49	49



Science Achievement

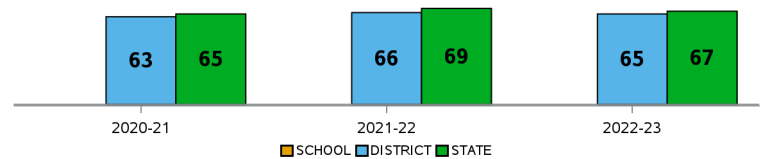
	SCHOOL	DISTRICT	STATE
2020-21	70	47	52
2021-22	73	47	53
2022-23	72	51	55



Social Studies Achievement

Only applies for Middle & High School

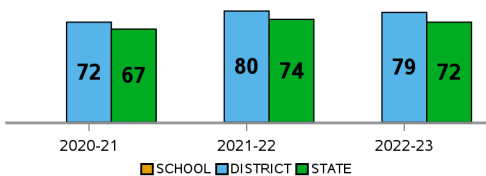
	DISTRICT	STATE
2020-21	63	65
2021-22	66	69
2022-23	65	67



Middle-School Acceleration

This is the percentage of 8th grade students who are proficient in a High School Honors Course, or earned an Industry Certification the prior year.

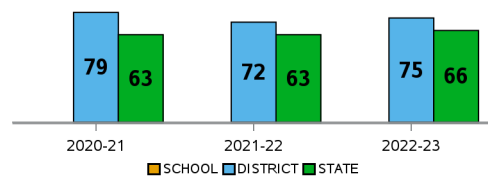
	DISTRICT	STATE
2020-21	72	67
2021-22	80	74
2022-23	79	72



College & Career Acceleration

Percentage of graduates who earned a Dual Enrollment College Credit, an Industry Certification or passed an AP, AICE, or IB exam.

	DISTRICT	STATE
2020-21	79	63
2021-22	72	63
2022-23	75	66



Four-Year Graduation Rate

Percentage of Cohort students who graduated within 4 years.

	DISTRICT	STATE
2020-21	90	90
2021-22	90	90
2022-23	86	88

