



DUVAL COUNTY PUBLIC SCHOOLS FIRST COAST HIGH

590 Duval Station Rd, Jacksonville, FL 32218-1869
904-757-0080

School Hours: 7:00 AM - 2:00 PM Grades: 09-12



SUPERINTENDENT
Dr. Dana Kriznar
kriznard@duvalschools.org

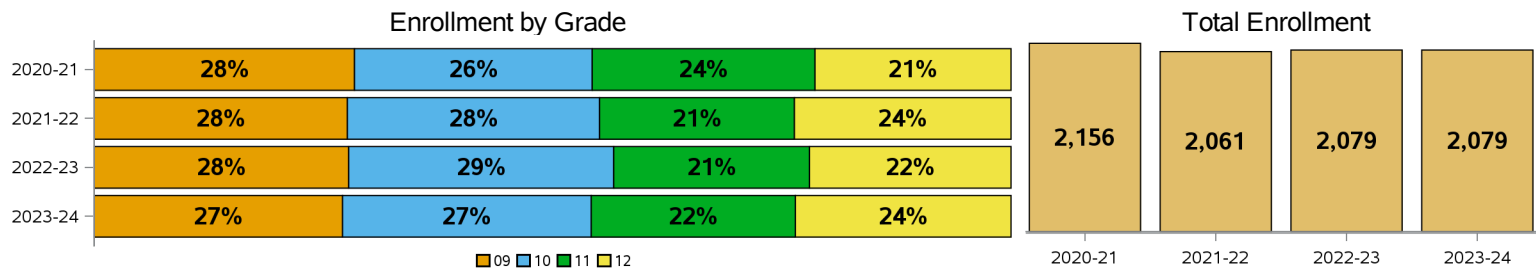
BOARD MEMBER
Darryl Willie
willied@duvalschools.org

REGIONAL SUPERVISOR
Timothy Simmons
simmonst@duvalschools.org

PRINCIPAL
Justin Fluent
fluentj@duvalschools.org

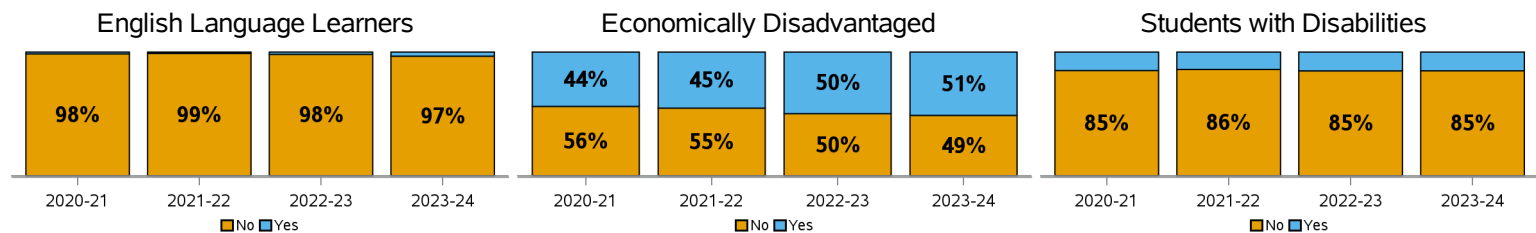
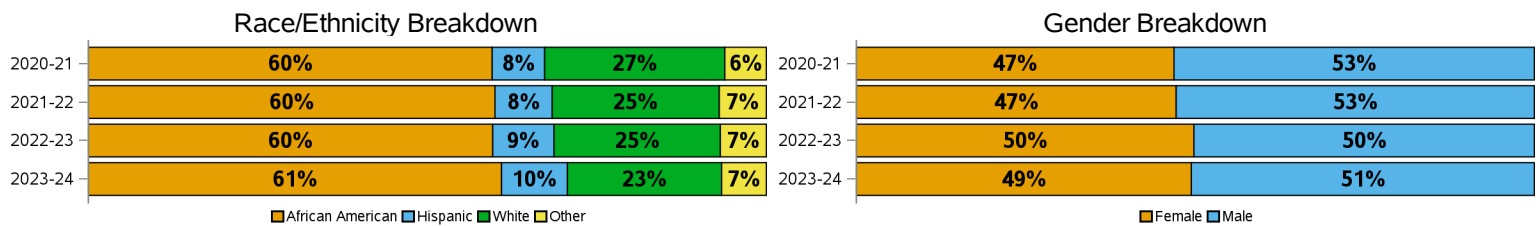
ENROLLMENT

School Year	Enrollment	09	10	11	12
2020-21	2,156	612	559	524	461
2021-22	2,061	569	567	438	487
2022-23	2,079	577	601	444	457
2023-24	2,079	563	564	463	489



DEMOGRAPHICS

School Year	African American	Hispanic	White	Other	Female	Male	English Language	Economically Disadvantaged	Student with Disabilities
2020-21	60%	8%	27%	6%	47%	53%	2%	44%	15%
2021-22	60%	8%	25%	7%	47%	53%	1%	45%	14%
2022-23	60%	9%	25%	7%	50%	50%	2%	50%	15%
2023-24	61%	10%	23%	7%	49%	51%	3%	51%	15%



SCHOOL GRADES

School grades were optional for the 2020-21 school year. A missing grade means data is not available to report.

2020-21	2021-22	2022-23
	C	C

SCHOOL CLIMATE

Suspension Event % is determined by the number of total Referrals that had an Internal/Out of School event as part of the Referral.

Average Daily Attendance

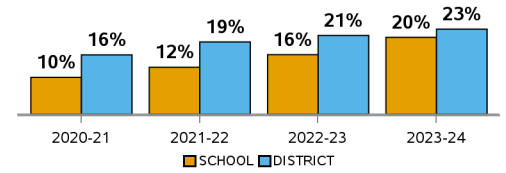
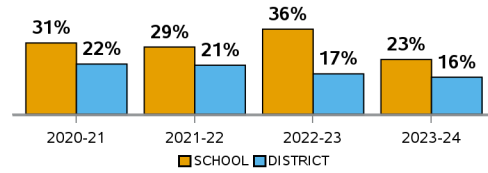
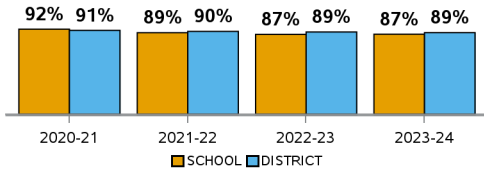
	SCHOOL	DISTRICT
2020-21	92%	91%
2021-22	89%	90%
2022-23	87%	89%
2023-24	87%	89%

Internal Suspension Events

	SCHOOL	DISTRICT
2020-21	31%	22%
2021-22	29%	21%
2022-23	36%	17%
2023-24	23%	16%

Out of School Suspension Events

	SCHOOL	DISTRICT
2020-21	10%	16%
2021-22	12%	19%
2022-23	16%	21%
2023-24	20%	23%



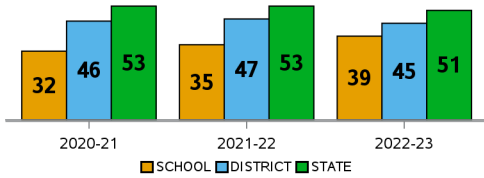
STUDENT PERFORMANCE

Achievement - Percentage of full-year enrolled students who achieved a passing score (level 3+).

Gain - Percentage of full-year enrolled students who achieved a learning gain from the prior year to the current year. No gains were reported in 2022-23.

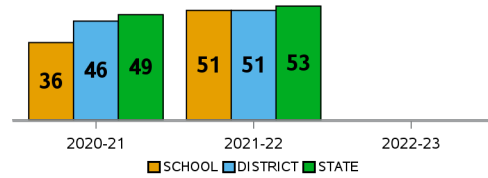
ELA Achievement

	SCHOOL	DISTRICT	STATE
2020-21	32	46	53
2021-22	35	47	53
2022-23	39	45	51



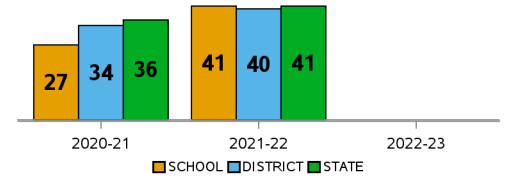
ELA Gains

	SCHOOL	DISTRICT	STATE
2020-21	36	46	49
2021-22	51	51	53



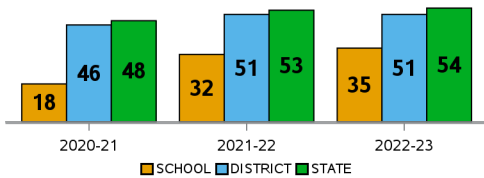
ELA Gains (Bottom Quartile)

	SCHOOL	DISTRICT	STATE
2020-21	27	34	36
2021-22	41	40	41



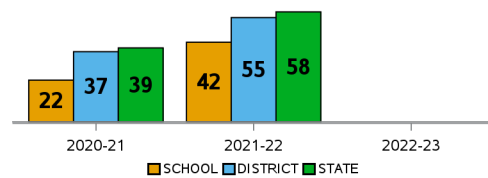
Math Achievement

	SCHOOL	DISTRICT	STATE
2020-21	18	46	48
2021-22	32	51	53
2022-23	35	51	54



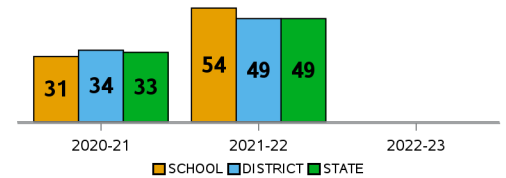
Math Gains

	SCHOOL	DISTRICT	STATE
2020-21	22	37	39
2021-22	42	55	58



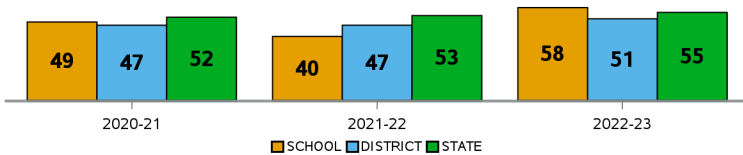
Math Gains (Bottom Quartile)

	SCHOOL	DISTRICT	STATE
2020-21	31	34	33
2021-22	54	49	49



Science Achievement

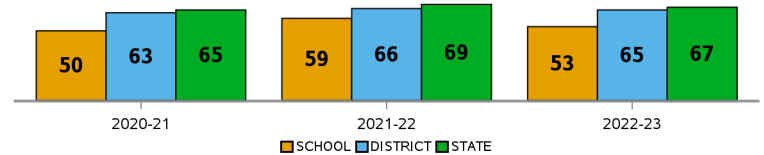
	SCHOOL	DISTRICT	STATE
2020-21	49	47	52
2021-22	40	47	53
2022-23	58	51	55



Social Studies Achievement

Only applies for Middle & High School

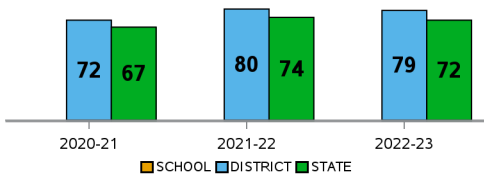
	SCHOOL	DISTRICT	STATE
2020-21	50	63	65
2021-22	59	66	69
2022-23	53	65	67



Middle-School Acceleration

This is the percentage of 8th grade students who are proficient in a High School Honors Course, or earned an Industry Certification the prior year.

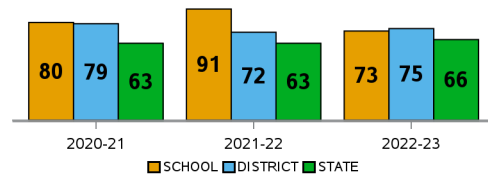
	DISTRICT	STATE
2020-21	72	67
2021-22	80	74
2022-23	79	72



College & Career Acceleration

Percentage of graduates who earned a Dual Enrollment College Credit, an Industry Certification or passed an AP, AICE, or IB exam.

	SCHOOL	DISTRICT	STATE
2020-21	80	79	63
2021-22	91	72	63
2022-23	73	75	66



Four-Year Graduation Rate

Percentage of Cohort students who graduated within 4 years.

	SCHOOL	DISTRICT	STATE
2020-21	97	90	90
2021-22	61	90	90
2022-23	90	86	88

