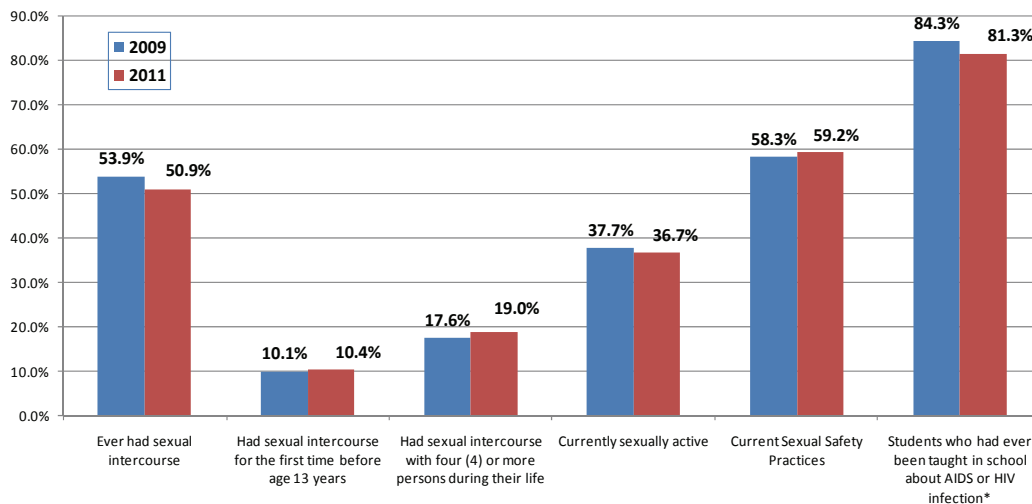


DUVAL COUNTY HIGH SCHOOL STUDENTS 2011

Sexual Behavior

The Youth Risk Behavior Survey (YRBS) is a self-administered, school-based, confidential, and anonymous survey that was conducted in Duval County Public Schools during the spring of 2011. This is part of a national effort by the Centers for Disease Control and Prevention (CDC) to obtain information pertaining to youth social behaviors. These behaviors include but are not limited to: violence, safety, sex, nutrition and weight management, suicide, and more. There were 3,336 students from 21 Duval County public high schools who participated in the YRBS.

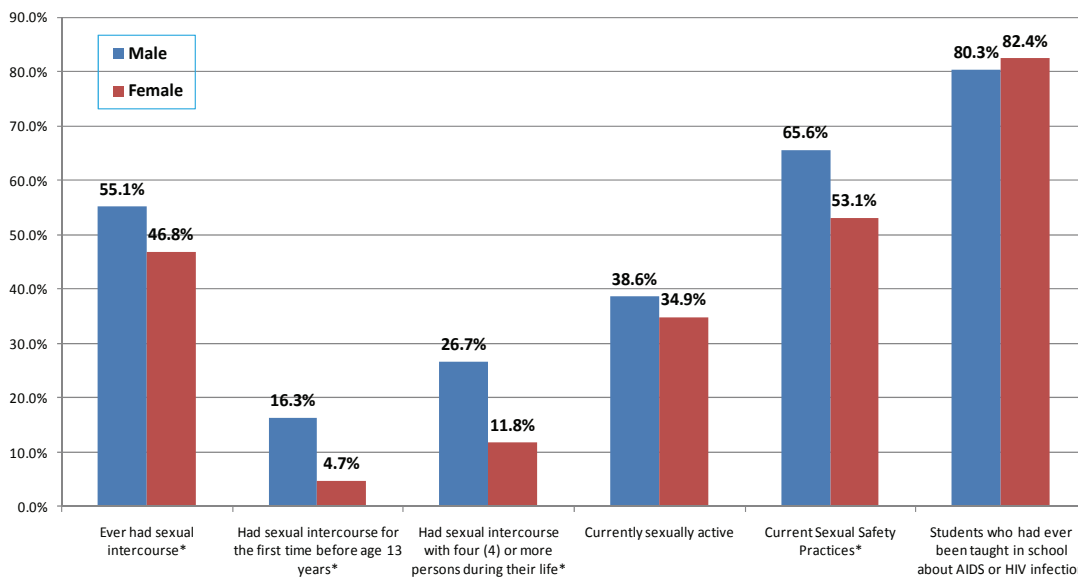
Sexual Behavior by Year - Duval County



Three of the six indicators have decreased from 2009 to 2011 with only one (students who had ever been taught in school about AIDS or HIV infection) being **statistically significant**. Unfortunately, this was not trending in the desired direction.

An asterisk (*) indicates statistical significance.

Sexual Behavior by Gender - Duval County



Males have higher score in five of the six sexual behavior indicators. Male percents are **statistically significantly higher** than females in “ever had sexual intercourse”, “had sexual intercourse for the first time before age 13”, “had sexual intercourse with four or more persons during their lifetime” and “current sexual safety practices”.

An asterisk (*) indicates statistical significance.

Duval County Map by Health Zones (HZ)

Health Zone 1

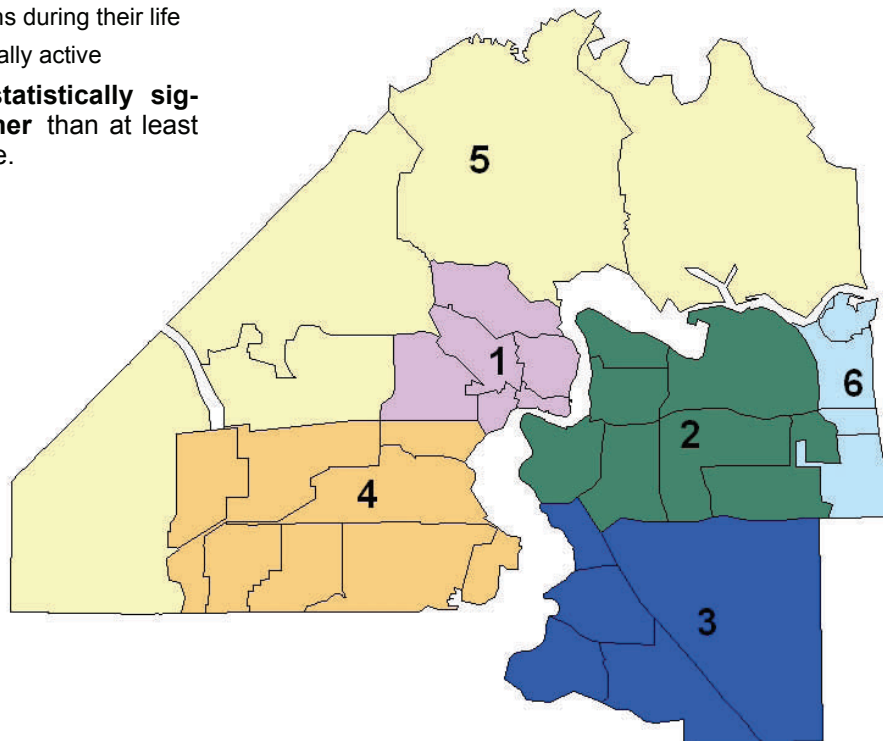
- Overall, three of the six risk factors decreased from 2009 to 2011.
- HZ1 had the highest percent of all HZs for four of the six risk factors in 2011:
 - ⇒ Ever had sexual intercourse
 - ⇒ Had sexual intercourse for the first time before age 13 years
 - ⇒ Had sexual intercourse with four or more persons during their life
 - ⇒ Currently sexually active
- All four were **statistically significantly higher** than at least one health zone.

Health Zone 2

- Overall, four of the six risk factors decreased from 2009 to 2011.
- Four indicators were **statistically significantly lower** than at least one health zone.

Health Zone 3

- All six risk factors decreased from 2009 to 2011.
- HZ3 had the lowest percent for five of the six risk factor in 2011.
- Four indicators were **statistically significantly lower** than at Health Zone 1.



Health Zone 4

- Overall, four of the six risk factors increased from 2009 to 2011.
- HZ4 was the only HZ that had an increase in “current sexual safety practices” from 2009 to 2011.
- “Had sexual intercourse with four or more persons during their life” was **statistically significantly lower** than HZ1.

Health Zone 5

- Overall, five of the six risk factors decreased from 2009 to 2011.
- HZ5 was tied with HZ2 for the second lowest percent in “students who had ever been taught in school about AIDS or HIV infection”.

Health Zone 6

- Overall, three of the six risk factors increased from 2009 to 2011.
- HZ6 had the highest scores for two risk factors:
 - ⇒ Current sexual safety practices (63.5%)
 - ⇒ Students who had ever been taught in school about AIDS or HIV infection” (86.6%)

Duval County Health Zone Comparison by Year

Risk Factors	Year	HZ1	HZ2	HZ3	HZ4	HZ5	HZ6	Duval County
Sexual Behavior								
Ever had sexual intercourse	2009	62.4%	48.9%	49.5%	48.4%	59.5%	61.8%	53.9%
	2011	62.5% ²⁻³	45.1% ¹	38.2% ¹	52.3%	51.6%	51.1%	50.9%
Had sexual intercourse for the first time before age 13 years	2009	14.4%	8.1%	9.0%	10.6%	10.3%	2.3%	10.1%
	2011	16.5% ²⁻³	6.7% ¹	4.5% ¹	12.1%	9.2%	8.1%	10.4%
Had sexual intercourse with four (4) or more persons during their life	2009	27.9%	13.7%	15.5%	14.2%	18.8%	12.8%	17.6%
	2011	27.1% ²⁻⁴	16.2% ¹	11.2% ¹	16.8% ¹	19.7%	19.8%	19.0%
Currently sexually active (had sexual intercourse with at least one person during the three (3) months before the survey)	2009	47.8%	31.3%	38.1%	33.9%	38.5%	51.2%	37.7%
	2011	45.8% ²⁻³	31.2% ¹	29.4% ¹	38.7%	36.1%	37.4%	36.7%
Current Sexual Safety Practices (that either they or their partner had used a condom during last sexual intercourse)	2009	57.1%	59.0%	56.8%	59.1%	61.6%	68.8%	58.3%
	2011	60.5%	62.3%	54.6%	57.3%	59.7%	63.5%	59.2%
Students who had ever been taught in school about AIDS or HIV infection	2009	85.8%	82.1%	87.7%	83.6%	85.7%	82.2%	84.3%
	2011	82.8%	81.9%	83.5%	81.6%	81.9%	86.6%	81.3% [^]

* Is statistically significantly higher than comparison year

^ Is statistically significantly lower than comparison year

NOTE 1: There were no statistically significant difference between 2009 and 2011 for any health zones.

NOTE 2: The superscript number indicates the Health Zone that is statistically significantly different. For example ¹ means that Health Zone is statistically significantly different than Health Zone 1

¹ Statistically significantly different than HZ1

²⁻³ Statistically significantly different than HZ2 - HZ3

²⁻⁴ Statistically significantly different than HZ2 - HZ4

List of zip codes within health zones (HZ):

HZ1 = 32202, 04, 06, 08 09 & 54

HZ2 = 32207, 11, 16, 24, 25, 46 & 77

HZ3 = 32217, 23, 56, 57 & 58

HZ4 = 32205, 10, 12, 15, 21, 22 & 44

HZ5 = 32218, 19, 20, 26 & 34

HZ6 = 32227, 28, 33, 50 & 66

Duval County High School Comparison to U.S. & FL

Risk Factors	US 2009	FL 2011	Duval 2011
<i>Sexual Behavior</i>			
Ever had sexual intercourse	46.0%	48.2%	50.9%
Had sexual intercourse for the first time before age 13 years	5.9%	7.6%	10.4% ^{^^}
Had sexual intercourse with four (4) or more persons during their life	13.8%	16.1%	19.0% [*]
Currently sexually active (had sexual intercourse with at least one person during the three (3) months before the survey)	34.2%	34.0%	36.7%
Current sexual safety practices (that either they or their partner had used a condom during last sexual intercourse)	61.1%	64.3%	59.2%
Students who had ever been taught in school about AIDS or HIV infection	87.0%	84.5%	81.3% [*]

* Duval is statistically significantly different from the U.S.

^ Duval is statistically significantly different from Florida

Key Findings

Duval (2011) versus U.S. (2009)

- High school students who had sexual intercourse for the first time before age 13 years was **statistically, significantly higher** in Duval than the U.S., 10.4% versus 5.9%.
- Duval's high school students had a **statistically significantly higher** percentage than the U.S. for having 4 or more sexual partners, 19.0% versus 13.8%.
- Student who had ever been taught in school about AIDS or HIV infection was **statistically significantly lower** in Duval than the U.S., 81.3% versus 87.0%.

Duval (2011) versus Florida (2011)

- Had sexual intercourse for the first time before age 13 years was **statistically significantly higher** with Duval County high school students than Florida, 10.4% versus 7.6%.

For more information about the YRBS, e-mail Duval County Public Schools at yrbs@duvalschools.org.

Visit duvalschools.org/yrbs or dchd.net, the Duval County Health Department's website to view or download YRBS data.