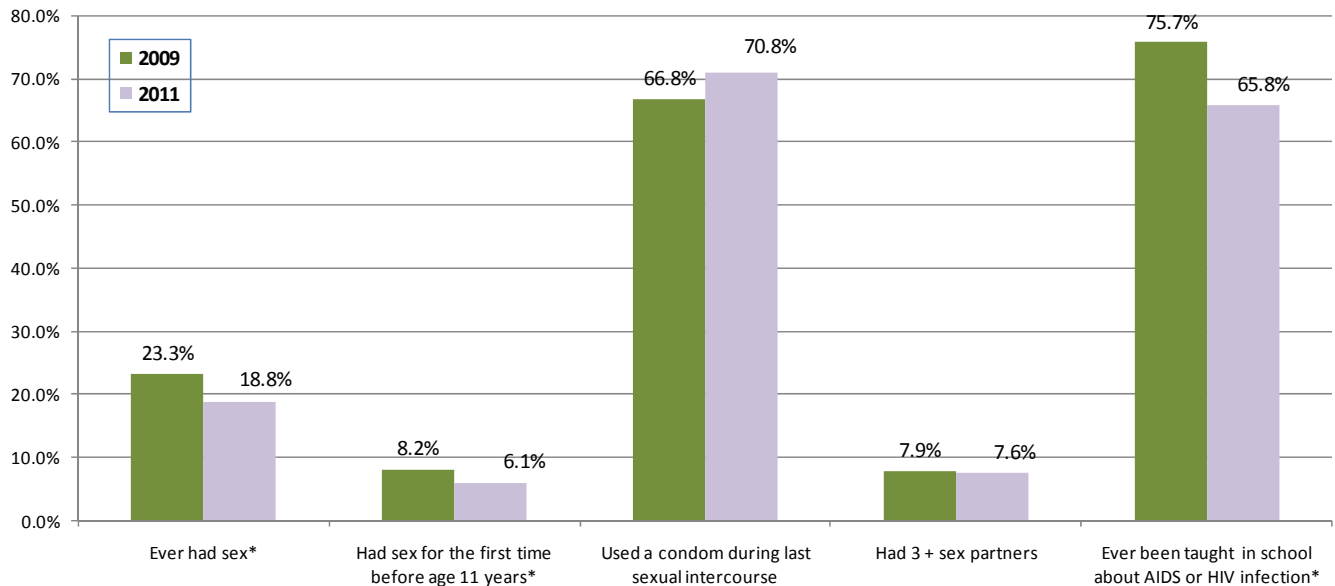


DUVAL COUNTY MIDDLE SCHOOL STUDENTS 2011

Sexual Behavior

The Youth Risk Behavior Survey (YRBS) is a self-administered, school-based, confidential, and anonymous survey that was conducted in Duval County Public Schools during the spring of 2011. This is part of a national effort by the Centers for Disease Control and Prevention (CDC) to obtain information pertaining to youth social behaviors. These behaviors include but are not limited to: violence, safety, sex, nutrition and weight management, suicide, and more. There were 4,513 students from 30 Duval County public middle schools who participated in the YRBS.

Sexual Behavior by Year - Duval County



* Indicates statistically significant difference

Key Findings

Duval (2009) versus Duval (2011)

- Four of the five sexual behavior indicators have decreased from 2009 to 2011
- Three of the decreases are **statistically significant**:
 - ⇒ Ever had sex
 - ⇒ Had sex for the first time before age 11 years
 - ⇒ Ever been taught in school about AIDS or HIV infection.

Duval County Map by Health Zones (HZ)

Health Zone 1

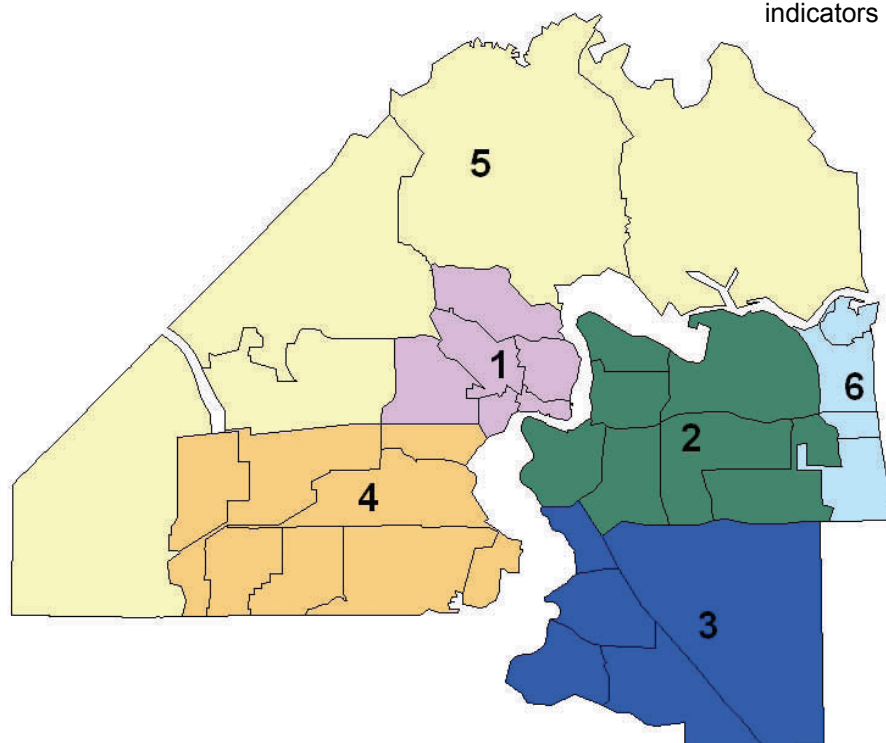
- Overall, two of the five risk factors decreased from 2009 to 2011.
- However HZ1 had the highest scores for four of the five indicators in 2011.
- All four indicators with the highest scores were **statistically significantly higher** than at least one health zone in 2011.

Health Zone 2

- Overall, four of the five risk factors decreased from 2009 to 2011.
- The only increase was “used a condom during last sexual intercourse” from 2009 to 2011.
- HZ2 was **statistically significantly lower** than HZ1 for three indicators in 2011.

Health Zone 3

- Overall, four of the five risk factors decreased from 2009 to 2011.
- “Ever been taught in school about AIDS or HIV infection” was the only indicator that **statistically significantly decreased from 2009 to 2011**.
- HZ3 was **statistically significantly lower** than HZ1 for four indicators in 2011.



Health Zone 4

- Overall, four of the five risk factors decreased from 2009 to 2011.
- “Ever been taught in school about AIDS or HIV infection” was the only indicator that **statistically significantly decreased** from 2009 to 2011.
- HZ4 was **statistically significantly lower** than HZ1 for three indicators in 2011.

Health Zone 5

- Overall, four of the five risk factors decreased from 2009 to 2011.
- HZ5 was **statistically significantly lower** than HZ1 for three indicators in 2011:
 - ⇒ “Ever had sexual intercourse”
 - ⇒ “Had sexual intercourse for the first time before age 11 years”
 - ⇒ “Had sexual intercourse with three or more people.”

Health Zone 6

- Overall, four of the five risk factors decreased from 2009 to 2011.
- “Ever been taught in school about AIDS or HIV infection” was the only indicator that **statistically significantly decreased** from 2009 to 2011.
- HZ6 was **statistically significantly lower** than HZ1 for three indicators.

Duval County Health Zone (HZ) Comparison by Year

Risk Factors	Year	HZ1	HZ2	HZ3	HZ4	HZ5	HZ6	Duval County
Sexual Behavior								
Ever had sexual intercourse	2009	35.5%	19.1%	17.1%	19.9%	20.8%	21.9%	23.3%
	2011	30.6% ²⁻⁶	16.2% ¹	10.6% ¹	17.4% ¹	13.8% ¹	12.9% ¹	18.8% [^]
Had sexual intercourse for the first time before age 11 years	2009	12.2%	6.5%	6.3%	7.0%	7.7%	9.6%	8.2%
	2011	11.0% ²⁻⁶	5.0% ¹	3.6% ¹	4.6% ¹	4.8% ¹	2.6% ¹	6.1% [^]
Used a condom during last sexual intercourse	2009	75.8%	63.9%	53.4%	70.4%	63.6%	57.7%	66.8%
	2011	75.9%	75.4%	64.2%	74.9%	76.4%	57.7%	70.8%
Had sexual intercourse with three or more people	2009	8.9%	6.4%	5.2%	7.7%	5.6%	6.5%	7.9%
	2011	13.2% ²⁻⁶	5.7% ¹	4.5% ¹	5.8% ¹	5.5% ¹	4.3% ¹	7.6%
Students who had ever been taught in school about AIDS or HIV infection	2009	73.4%	73.9%	82.1%	78.7%	77.1%	83.0%	75.7%
	2011	73.4% ³	67.1%	60.6% ^{1^}	66.3% [^]	69.6%	61.1% [^]	65.6% [^]

* Is statistically, significantly higher than comparison year

^ Is statistically, significantly lower than comparison year

The superscript number indicates the Health Zone that is statistically significantly different. For example ¹ means that Health Zone is statistically significantly different than Health Zone 1

¹ Statistically significantly different than HZ1

²⁻⁶ Statistically significantly different than HZ2 through HZ6

³ Statistically significantly different than HZ3

List of zip codes within health zones (HZ):

HZ1 = 32202, 04, 06, 08 09 & 54

HZ2 = 32207, 11, 16, 24, 25, 46 & 77

HZ3 = 32217, 23, 56, 57 & 58

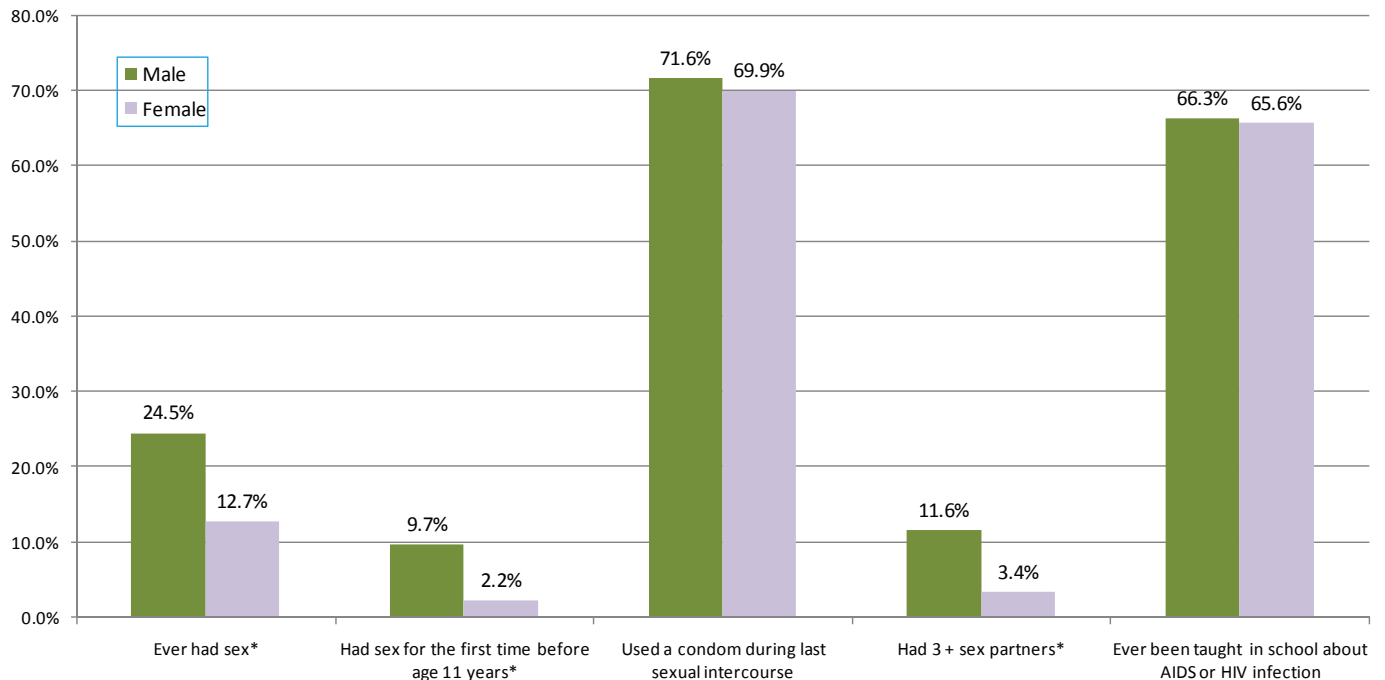
HZ4 = 32205, 10, 12, 15, 21, 22 & 44

HZ5 = 32218, 19, 20, 26 & 34

HZ6 = 32227, 28, 33, 50 & 66

Duval County Middle School Comparison: Gender

Sexual Behavior by Gender - Duval County



* Indicates statistically significant difference

Key Findings

Males versus Females

- Males have higher score in all five of the sexual behavior indicators.
- Male rates are **statistically significantly higher** than females in three of the indicators.
 - ⇒ Ever had sex
 - ⇒ Had sex for the first time before age 11 years
 - ⇒ Had three or more sex partners

For more information about the YRBS, e-mail Duval County Public Schools at yrbs@duvalschools.org.

Visit duvalschools.org/yrbs or dchd.net, the Duval County Health Department's website to view or download YRBS data.